

CCB Board of Directors Meeting

Board Meeting Minutes

July 14, 2022

Mission: “cultivating and maintaining the highest standards of professional practice within the recovery field”

Present: Teodoro Anderson Diaz, Tenesha Grant, Nicole Hampton, Jennifer Kolakowski, Art Mongillo, Steve Randazzo, Amy Sedgwick, Jennifer Valva, Ebony Wilson

Not Present: Christina Cipriani

Staff Present: Jeffrey Quamme, Scott Schaefer

- I. **Call to Order:** Board meeting called to order at 11:03 a.m. by Jeffrey Quamme on behalf of Amy Sedgwick

- II. **Approval of Minutes from May 2022**

MOTION: To approve the May 2022 meeting minutes

Motioned by: Tenesha Grant

Motion Seconded by Jennifer Valva

Outcome: Approved

Abstentions: 0

Voting Record: 8

- III. **Credentialing Reports – *written reports attached***

- IV. **ED Report - *No motions, no agenda items and no action items submitted - written report attached***

- V. **Committee Reports**

Executive Committee – 1 motion, 1 agenda item and 1 action item submitted

MOTION: Add the below as Section 3 of Article VIII of the Bylaws of the Organization.

Article VIII Conflict of interest and Prohibition Against Sharing In Corporate Earnings

Section 3

Political Activity

CCB encourages all directors to participate as individuals in political affairs and in support of the party and candidates of their choice. It is emphasized that the CCB's interests are nonpartisan. In their public affairs and political activity, unless expressly representing CCB, directors must make it clear to others that they represent only themselves and not their the CCB. Taking into account the extent to which a director is publicly identified with CCB, directors should exercise good judgment to ensure that the nature and extent of their political activities do not conflict with the goals of the organization or reflect poorly on the organization. Directorship does not imply support of the organization in anyone's individual political activity.

Political activities may not be undertaken during CCB involved events unless there is express written consent from the President. Although the CCB may support legislation specific to the workforce, the I.R.S. tax codes, specifically the Johnson Amendment of 1954, prohibit partisan political activity. Any questions or concerns should be discussed in advance with the Executive Director and President.

Motioned by: Art Mongillo

Motion Seconded by Tenesha Grant

Outcome: Approved

Abstentions: 0

Voting Record: 8

Action items:

1. There will be an electronic vote in 2 weeks to formalize the addition into the bylaws

Discussion:

1. Amy Sedgwick appointed Art Mongillo to Board Vice-President to complete Joanna Crowell's term

Finance Committee – No motions, no agenda items and no action items submitted – written reports attached

Ethics Committee – No motions, no agenda items and no action item submitted – written report attached

Programs and Services Committee – No motions, no agenda items and 1 action item submitted - minutes attached

Action items:

1. A contact list is needed to send out the CCB Needs Survey in order to continue with strategic planning.

VI. Officer Elections

MOTION: To approve the addition of Eileen Russo as a new board member with term beginning on July 1, 2022

Motioned by: Tenesha Grant

Motion Seconded by Steve Randazzo

Outcome: Approved **Abstentions:** 0 **Voting Record:** 8

MOTION: To approve the addition of Jaya Daptardar from Bridges as a new board member with term beginning on July 1, 2022

Motioned by: Teodoro Anderson Diaz

Motion Seconded by Jennifer Valva

Outcome: Approved **Abstentions:** 0 **Voting Record:** 8

VII. Conference Wrap-Up

Discussion: How can we make significantly more revenue moving forward?

VIII. Old Business

None

IX. New Business

None

MOTION: To adjourn the July 2022 Board Meeting

Motioned by: Jennifer Kolakowski

Motion Seconded by Tenesha Grant

Outcome: Approved **Abstentions:** 0 **Voting Record:** 7

Meeting Adjourned: 11:40 a.m. by Jeffrey Quamme on behalf of Amy Sedgwick

Board minutes taken by Scott Schaefer



CONNECTICUT CERTIFICATION BOARD

55 WEST MAIN STREET, SUITE 202 MERIDEN, CT 06451 203-440-9595 WWW.CTCERTBOARD.ORG
JEFFREY QUAMME, MS, CNE, CNC, EXECUTIVE DIRECTOR

EXECUTIVE DIRECTOR'S REPORT

July 14, 2022

Directors,

As we begin FY 2023, I am disheartened by the current financial status of the organization, due mostly to the lack of execution of a contract for the Peer Recovery Credential project with the DMHAS Office of Recovery Community Affairs after meeting all of our deliverables for the past year with the promise of remuneration. Although implied, but not directly stated, it stems from a bureaucratic error – delay of over 6 months in submitting completed document to DMHAS contracting. I have spoken with both the new director of ORCA and the Commissioner in the last week with a promise of prioritizing efforts to get this executed. In addition to the initial \$51,000 expected at execution in FY 2022, it hampered our ability to market the CPRS credential to the recovery community as awareness of the to-be-developed credential among potential candidates is widespread. Given the present situation, we have removed ourselves from any efforts on the project with a commitment for a full return upon contract execution. Both ORCA Director Elsa Ward and Commissioner Navaretta have expressed an understanding of our decision.

Additionally, Margaret O'Hagan-Lynch, our contract administrator for our 3-year PSA for FYs 23-25 reports that the contracts sits with the attorney general. She is aware that we are currently operating without a contract or any DMHAS funding and the risk that it creates.

In other news, the feedback from those in attendance at the conference has been especially positive regarding both the venue and the slate of presenters. Addressing the less-discussed topics that we selected provided lots of new information for attendees (I have heard many comments about the new understanding that gut health plays on mental health) and people were able to connect/reconnect with other professionals. Having a positive income over expenses number is always appreciated.

We are developing a peer support virtual training program with the assistance of TPN.Health, our virtual training partner, which could provide some positive income for the CCB, and are considering doing the same with a clinical supervision focus. We have established ourselves as an effective training organization through TPN, it is now time to monetize what we do with them. We also have been invited back to speak at the Addiction Professionals of North Carolina Fall Conference in Wilmington in mid-October and to deliver a plenary during the California Addiction Conference in San Diego later in that month. Each comes with a small honoraria and reimbursement of travel expenses.

Scott continues to represent the CCB at meetings of our regional caucus (New England, NY and NJ) for the IC&RC, keeping us informed and aware of what is occurring with our sister boards across the globe. The IC&RC continues to struggle with the fallout from the previous director's unethical and irresponsible actions, much of which we were sharply attacked for predicting, given the behaviors witnessed, and some even beyond the scope of what could be imagined. We continue our involvement as Scott provides all of our required deliverables to their admin, but we have adopted a more passive role than we have in the past – with hopes that the issues that remain evident are addressed. We are contractually bound by DMHAS to remain a part of IC&RC, but we are not required to work on IC&RC projects, of which we have a strong history.

We have 2 candidates for positions on the Board, At the time of this writing, President Amy Sedgwick and I have an interview with Jaya Daptadar, COO of Bridges in Milford, scheduled after the time of this writing, so I am not comfortable offering feedback in this format. We also have an incredibly strong candidate in Eileen Russo, recently retired as the Director of the DARC program at Gateway CC in New Haven. Eileen is well known to many of us at the CCB and throughout the professional community here in Connecticut, with significant expertise in Trauma Informed Care. Most importantly. Eileen also serves on the Executive Committee of the Connecticut Association of Addiction Professionals (CAAP), the state affiliate of the National Association for Alcoholism and Drug Abuse Counselors (NAADAC), which represents the interests of the professionals in the workforce. We have tried (and failed) several times over the years to form a workable understanding with CAAP (related to both national and state workforce politics), but Eileen's candidacy suggests a change in their organizational attitude. Any relationship can be beneficial to both organizations (including monetarily) and to those who work in the field.

I would like to thank Nicole Hampton for attending and for taking an active part in the Connecticut stop of the national *Living Undeterred Tour* at the University of Bridgeport on Saturday, July 2. The organizer of the tour is a layperson who although has lived experience, often uses common, yet inappropriate, terminology regarding SUDs – Nicole expressed some discomfort with the language used and was able to turn it into a teaching moment for the organizer, who has committed to using less stigmatizing language. As 5 more weeks remain on this national tour, the CCB has, in a concrete fashion, helped change the dialogue around mental health and substance use disorders!

Respectfully submitted,

A handwritten signature in dark ink, appearing to be 'J. Sedgwick', written in a cursive style.



CONNECTICUT CERTIFICATION BOARD

55 WEST MAIN STREET, SUITE 202, BOX 4 MERIDEN, CT 06451

WWW.CTCERTBOARD.ORG 203.440.9595

Article VIII Conflict of interest and Prohibition Against Sharing In Corporate Earnings

Section 3

Political Activity

CCB encourages all directors to participate as individuals in political affairs and in support of the party and candidates of their choice. It is emphasized that the CCB's interests are non-partisan. In their public affairs and political activity, unless expressly representing CCB, directors must make it clear to others that they represent only themselves and not their the CCB. Taking into account the extent to which a director is publicly identified with CCB, directors should exercise good judgment to ensure that the nature and extent of their political activities do not conflict with the goals of the organization or reflect poorly on the organization. Directorship does not imply support of the organization in anyone's individual political activity.

Political activities may not be undertaken during CCB involved events unless there is express written consent from the President. Although the CCB may support legislation specific to the workforce, the I.R.S. tax codes, specifically the Johnson Amendment of 1954, prohibit partisan political activity. Any questions or concerns should be discussed in advance with the Executive Director and President.

Motion: Add the above as Section 3 of Article VIII of the Bylaws of the Organization.

Committee: _____

Board: _____



CONNECTICUT CERTIFICATION BOARD

55 WEST MAIN STREET, SUITE 202 MERIDEN, CT 06451 203-440-9595 WWW.CTCERTBOARD.ORG
JEFFREY QUAMME, MS, CNE, CNC, EXECUTIVE DIRECTOR

Treasurer's Report

July 14, 2022

At the conclusion of FY 2022, the CCB posted an income of \$299,748 with expenses of \$336,639 for a total loss of \$36,891 (numbers prior to accountant review and changes). I expect concern to be raised by our accountant, which may be allayed somewhat by the accounts receivable for the fiscal year of \$52,300 (putting us, in effect, at +\$15,409). Any other assets and liabilities, along with final numbers, will be available following the completion of the IRS-990.

The overwhelming part of the total accounts receivable comes from the Office of Recovery Community Affairs at DMHAS, whose failure to file the Peer Credentialing contract in a timely manner, thus creating significant delays in the initial payment of \$51,000. At present, we are also waiting on execution of our latest 3-year contract with the expected value of \$391,500 paid in 12 quarterly increments of \$32,625. Both individuals at DMHAS who oversee the specific contracts are aware of, and working on, resolving both issues.

This puts us in an extremely difficult cash position at present. We are presently working on motivating those approved candidates who have yet to register for the examination to make payment, as well as reaching out to those with lapsed credentials, encouraging them to renew. At present, we are paying only the most urgent of our bills initially, and working on delays or partial payments where we can. This is a short-term solution only, as we have not held any delayed significant accounts payable for 10 years. The possibility of application for a line of credit through our financial institution is also available.

Creating revenue and fundraising opportunities for the CCB is no longer an option, it is a requirement. Our DMHAS funding level has not changed since 2009 and has lost 40% of its actual purchasing power (nearly \$52,500). Fees have been raised in the past 3 years, so passing any other increases on to our professionals and candidates is risky. We will need to raise \$50,000 to offset the loss of purchasing power. I implore you all to focus on ideas coupled with actions – the latter cannot be ignored. We must, as an entire group, be reminded of the overall fiduciary responsibility collectively and individually held. These are desperate times.

On a more positive note, the conference brought in over \$21k, significantly more than we have ever earned from an event. We did have over \$18k in expenses, also the highest ever, but there are lessons learned and opportunities for increased income. Thanks to all for attending and participating in our process.

Finally, we are looking for someone to assume the role as treasurer. For more information, please contact Jeff or Amy.

CCB FY 2022 Budget v Actual

	<i>Budget</i>	<i>Actual</i>
<i>General & Administrative</i>	<i>\$ 184,100.00</i>	\$ 174,254.00
<i>Credentialing</i>	<i>\$ 150,000.00</i>	\$ 71,878.00
<i>Testing</i>	<i>\$ 32,600.00</i>	\$ 26,240.00
<i>Training (incl DL)</i>	<i>\$ 31,000.00</i>	\$ 27,076.00
<i>Podcast</i>	<i>\$ 4,000.00</i>	\$ 300.00
<i>Total Revenue</i>	<i>\$ 401,700.00</i>	\$ 299,748.00
<i>Expenses</i>		
<i>General & Administrative</i>	<i>\$ 281,150.00</i>	\$ 322,010.00
<i>Credentialing</i>	<i>\$ 80,550.00</i>	\$ 2,935.00
<i>Testing</i>	<i>\$ 12,100.00</i>	\$ 10,445.00
<i>Training</i>	<i>\$ 2,500.00</i>	\$ 1,249.00
<i>Podcast</i>	<i>\$ 2,650.00</i>	\$ -
<i>Total Expenses</i>	<i>\$ 388,950.00</i>	\$ 336,639.00
<i>Net Income (Loss) Operating</i>	<i>\$ 12,750.00</i>	\$ 36,891.00

(+)

<i>Webster Checking</i>	\$	19,450.00
<i>Webster Money Market</i>	\$	10,722.00
<i>Fidelity</i>	\$	2,084.00
<i>PayPal Balance</i>	\$	2,680.00
<i>Cash Available on hand</i>	\$	34,936.00
<i>Accounts Receivable</i>		
<i>DMHAS ORCA</i>	\$	51,000.00
<i>Maine RC Cert Board</i>	\$	800.00
<i>Annual Dinner</i>	\$	500.00
<i>Total A/R</i>	\$	52,300.00
<i>Accounts Payable</i>	\$	-
<i>Total A/P</i>	\$	-

General & Administrative

<i>Revenue</i>	<i>Budget</i>	Actual
DMHAS Grant	\$ 130,500.00	\$ 130,500.00
Dmhas Credentialing Project	\$ 10,000.00	\$ -
Maine Peer Recovery Board Admin	\$ 10,000.00	\$ 7,200.00
Annual Awards Dinner	\$ 12,000.00	\$ 21,028.00
Fundraising	\$ 5,000.00	\$ -
Mailing Lists	\$ 100.00	\$ -
Website Services	\$ 500.00	\$ 100.00
Travel/Misc Reimbursements	\$ 1,000.00	\$ 5,476.00
Misc/PayPal	\$ 15,000.00	\$ 9,950.00
Total Revenue	\$ 184,100.00	\$ 174,254.00
<i>Expenses</i>		
Gross Salary (including payroll taxes)	\$ 165,000.00	\$ 175,111.00
Benefits	\$ 36,000.00	\$ 40,868.00
Incentive Compensation	\$ 4,000.00	\$ 4,122.00
Rent	\$ 18,000.00	\$ 18,000.00
Storage	\$ 2,500.00	\$ 1,500.00
Insurance	\$ 5,000.00	\$ 3,346.00
US Postal Service	\$ 300.00	\$ 540.00
Office Supplies	\$ 500.00	\$ 1,268.00
Office Equipment	\$ 1,000.00	\$ 3,339.00
Software	\$ -	\$ 5,023.00
Telephone & Internet	\$ 5,200.00	\$ 5,316.00
Office Parking		\$ 1,028.00
Travel & Mileage	\$ 2,500.00	\$ 7,714.00
Marketing		\$ 1,300.00
Food & Meals	\$ 750.00	\$ 361.00
Bank/PayPal Fees	\$ 15,000.00	\$ 9,191.00
Legal	\$ 9,000.00	\$ 6,200.00
Accounting	\$ 4,000.00	\$ 4,239.00
Professional Development	\$ -	\$ 1,604.00
Payroll	\$ 4,000.00	\$ 2,683.00
IT & Web Support	\$ 3,000.00	\$ 7,022.00
Professional Services	\$ 3,000.00	\$ 1,456.00
Janitorial/.Maintenance	\$ 2,400.00	\$ 2,185.00
Annual Dinner	\$ 10,000.00	\$ 18,594.00
Total Expenses	\$ 291,150.00	\$ 322,010.00

Credentialing

<i>Revenue</i>	<i>Budget</i>	<i>Actual</i>
DMHAS Credential Development	\$ 75,000.00	\$ -
Addiction Counseling	\$ 60,000.00	\$ 55,311.00
Co-Occurring Disorders	\$ 2,000.00	\$ 2,737.00
Prevention	\$ 1,500.00	\$ 2,745.00
Problem Gambling	\$ 1,500.00	\$ 1,100.00
Clinical Supervision	\$ 2,500.00	\$ 1,065.00
Medication Assisted Treatment	\$ 500.00	\$ 485.00
Criminal Justice	\$ 500.00	\$ 390.00
Registry	\$ 7,500.00	\$ 6,425.00
Recovery Coach	\$ 4,000.00	\$ 1,620.00
<i>Total Revenue</i>	<i>\$ 155,000.00</i>	<i>\$ 71,878.00</i>
<i>Expenses</i>		
IC&RC Dues	\$ 800.00	\$ 800.00
IC&RC Credentialing Fees	\$ 4,500.00	\$ 1,835.00
IC&RC Meeting	\$ 250.00	\$ 300.00
DMHAS Credentialing Project		
<i>Job Analysis</i>	\$ 19,000.00	\$ -
<i>Item Writing</i>	\$ 8,500.00	\$ -
<i>Exam Development</i>	\$ 9,000.00	\$ -
<i>Item Analysis</i>	\$ 3,000.00	\$ -
<i>Standard Setting</i>	\$ 6,500.00	\$ -
<i>Grandparenting</i>	\$ 9,500.00	\$ -
<i>Admin Expenses</i>	\$ 19,500.00	\$ -
<i>Total Expenses</i>	<i>\$ 80,550.00</i>	<i>\$ 2,935.00</i>

Testing

<i>Income</i>	<i>Budget</i>	Actual
Addiction Counseling	\$ 20,000.00	\$ 20,265.00
Prevention	\$ 1,200.00	\$ 2,100.00
Clinical Supervision	\$ 2,400.00	\$ 900.00
Recovery Coach/Peer	\$ 4,000.00	\$ 900.00
Testing Center (Non IC&RC)	\$ 5,000.00	\$ 2,075.00
<i>Total Revenue</i>	\$ 32,600.00	\$ 26,240.00
<i>Expenses</i>		
Addiction Counseling	\$ 8,375.00	\$ 8,545.00
Prevention	\$ 625.00	\$ 1,125.00
Clinical Supervision	\$ 1,000.00	\$ 375.00
Recovery Coach	\$ 2,100.00	\$ 400.00
<i>Total Expenses</i>	\$ 12,100.00	\$ 10,445.00

Training

<i>Revenue</i>	<i>Budget</i>	Actual
Training Event Approvals	\$ 9,000.00	\$ 10,605.00
Training Events	\$ 12,000.00	\$ 3,235.00
Distance Learning	\$ 10,000.00	\$ 13,236.00
Total Revenue	\$ 31,000.00	\$ 27,076.00
<i>Expenses</i>		
Trainer Fees	\$ 1,000.00	\$ -
Room Rental	\$ 500.00	\$ -
Hotel	\$ -	\$ -
Trainer Travel Reimbursm	\$ -	\$ -
Supplies	\$ 1,000.00	\$ 1,249.00
Total Expenses	\$ 2,500.00	\$ 1,249.00

Podcast

Revenue	Budget	Actual
Sponsorship (Packages)	\$ 2,000.00	
Sponsorship (individual)	\$ 2,000.00	\$ 300.00
Total Revenue	\$ 4,000.00	\$ 300.00
Expenses		
Editing	\$ 2,500.00	
Hosting	\$ 150.00	
Total Expenses	\$ 2,650.00	



CONNECTICUT CERTIFICATION BOARD

55 WEST MAIN STREET, SUITE 202 MERIDEN, CT 06451 203-440-9595 WWW.CTCERTBOARD.ORG
JEFFREY QUAMME, MS, CNE, CNC, EXECUTIVE DIRECTOR

Ethics Committee Report

July 14, 2022

On June 6, 2022, the CCB received an ethics complaint against Betty Brown, CIT #6930 alleging that a violation of Rule 5.5 has occurred:

"A certified professional shall not perform services outside of his or her area of training, expertise, or scope of practice."

The complaint alleged that the respondent was advertising in Psychology Today as a provider with expertise in over 38 areas, including sexual abuse, trauma and PTSD, and Borderline Personality Disorder. A screenshot of the advertisement was included as supporting evidence. The Executive Director determined that there was sufficient evidence provided to warrant referral to the Ethics Committee.

After reviewing and verifying the evidence, the Ethics Committee Chairperson interviewed the respondent to allow for a response to the allegations. The respondent was unable to provide any evidence to support her claims of expertise. She also did not seem to grasp the risk to public health involved in such claims. She did report that the advertisement would be immediately removed. At the time of this writing, the advertisement was still actively posted online: <https://www.psychologytoday.com/us/therapists/betty-brown-hartford-ct/975139>.

The evidence provided supported the claim of violation of Rule 5.5. In lieu of revocation of the credential, the sanctions applied will be: 20 hours of Ethics-specific training, including no less than 5 hours specific to defining and adhering to one's scope of practice (the CIT verifies NO specific competency, serving simply as a starting credential to begin working towards a reciprocal credential), that must be completed in one year; revocation of the respondent's ability to sit for the IC&RC ADC examination as a CIT, and; immediate removal of the advertisement on Psychology Today website.

Should the advertisement be visible in 7 days (July 21, 2022), then the respondent's credential will be revoked and no further credentials can be attained without satisfactorily meeting with the Ethics Committee of the CCB.

Respectfully submitted,

Christina Cipriani

Ethics Committee Chair

[Email Me](#)[Send to Friend](#)

Betty Brown

Pre-Licensed Professional, R-6930

✓ Verified by Psychology Today



Mask are optional. We will mask up following town regulations.

About

Some of us have a hard time encouraging ourselves and that is understandable. At times, we all need someone to motivate and help us to feel passion for life again. I am a power Motivator and through my own traumas I have found purpose in helping others. I am extremely passionate about my work. I know what it feels like to be beaten in every way and left with only a whisper of hope. The good news is you are not alone. If you need help through any of life's challenges from addictions, depression, to trauma I am here to help you lift your head up and eventually learn to love and laugh again. Lean on me until you can stand on your own.

I have over 10 years of experience supporting and counseling adolescence and adults with mental health needs and addictions. I use a variety of approaches including: Trauma Counseling, Solution Focused Therapy and Building Self Esteem. For every problem there's a solution. We all need support let me help you take that difficult first step into recovery.

Learn to listen and listen to learn. I believe that we all need someone that listens with a compassionate heart and an open mind that would be me. Unburden yourself and give yourself a break, You deserve one. And remember we must uncover to recover and we do get better. I'm available to help. Make the call.

Call or [Email Betty Brown](#) for a **free 15 minute consultation** now - **(860) 362-3591**

Finances

Accepted Insurance Plans

- Anthem
- Blue Cross
- BlueCross and BlueShield
- Husky / CT BHP
- Out of Network

Verify your health insurance coverage when you [arrange your first visit](#).



(860) 362-3591

Location

1229 Albany Avenue
Suite 306
Hartford, CT 06112
(860) 362-3591

▢ Offers online therapy

[Email Me](#)[Show Map](#)[Nearby Areas](#)

Specialties

Issues

- ADHD
- Addiction
- Alcohol Use
- Anger Management
- Antisocial Personality
- Anxiety
- Autism
- Behavioral Issues
- Bipolar Disorder
- Borderline Personality (BPD)
- Child
- Chronic Illness
- Chronic Impulsivity
- Chronic Pain
- Chronic Relapse
- Codependency
- Coping Skills
- Depression
- Domestic Abuse
- Domestic Violence
- Drug Abuse
- Dual Diagnosis
- Emotional Disturbance
- Gambling
- Grief
- Infidelity
- Intellectual Disability
- Life Coaching
- Obsessive-Compulsive (OCD)
- Peer Relationships
- Self Esteem
- Sexual Abuse
- Sleep or Insomnia
- Spirituality
- Stress
- Substance Use
- Transgender
- Trauma and PTSD
- Traumatic Brain Injury (TBI)
- Women's Issues

Mental Health

- Dissociative Disorders (DID)
- Impulse Control Disorders
- Mood Disorders
- Personality Disorders
- Psychosis
- Thinking Disorders

Sexuality

- Bisexual
- LGBTQ+
- Lesbian

CCB Annual Report

Fiscal Year 2022

Data: July 2021 – June 2022

New Certifications - Fiscal Year 2022

Total = 90

	TOTAL	AADC	CAC	CAC - NR	CCS	CCJP	CPS	CPRS	CIT	MATS	SCCD	SCCS	SCPG	SCSA
Total	90	1	57	1	2		8	3	15	1			2	
Females	67	1	43	1			8	2	9	1			2	
Males	23		14		2			1	6					
African American	16	1	8				1	1	5					
American Indian														
Asian														
Caucasian	72		47	1	2		7	2	10	1			2	
Hispanic	2		2											
Other														

Levels of Education

New Certifications - Fiscal Year 2022: High School/GED/No Degree/Unspecified

Total = 14

	TOTAL	AADC	CAC	CAC - NR	CCS	CCJP	CPS	CPRS	CIT	MATS	SCCD	SCCS	SCPG	SCSA
Total	14		10					2	2					
Females	8		6					1	1					
Males	6		4					1	1					
African American	1								1					
American Indian														
Asian														
Caucasian	13		10					2	1					
Hispanic														
Other														

CCB Annual Report

Fiscal Year 2022

Data: July 2021 – June 2022

Levels of Education (cont'd)

New Certifications - Fiscal Year 2022: Associate Arts or Science/DARC/PACCT

Total = 15

	TOTAL	AADC	CAC	CAC - NR	CCS	CCJP	CPS	CPRS	CIT	MATS	SCCD	SCCS	SCPG	SCSA
Total	15		8				1		6					
Females	10		7				1		2					
Males	5		1						4					
African American	2		1						1					
American Indian														
Asian														
Caucasian	12		6				1		5					
Hispanic	1		1											
Other														

New Certifications - Fiscal Year 2022: Bachelor Arts/Bachelor Science

Total = 30

	TOTAL	AADC	CAC	CAC - NR	CCS	CCJP	CPS	CPRS	CIT	MATS	SCCD	SCCS	SCPG	SCSA
Total	30		18	1	1		4		4	1			1	
Females	22		11	1			4		4	1			1	
Males	8		7		1									
African American	3		2						1					
American Indian														
Asian														
Caucasian	27		16	1	1		4		3	1			1	
Hispanic														
Other														

CCB Annual Report

Fiscal Year 2022

Data: July 2021 – June 2022

Levels of Education (cont'd)

New Certifications - Fiscal Year 2022: Master Arts/Master Science or Higher

Total = 31

	TOTAL	AADC	CAC	CAC - NR	CCS	CCJP	CPS	CPRS	CIT	MATS	SCCD	SCCS	SCPG	SCSA
Total	31	1	21		1		3	1	3				1	
Females	27	1	19				3	1	2				1	
Males	4		2		1				1					
African American	10	1	5				1	1	2					
American Indian														
Asian														
Caucasian	20		15		1		2		1				1	
Hispanic	1		1											
Other														

Exam Data

Addiction Counseling

	July-September		October-December		January-March		April-June	
Total Test Takers	21		27		10		14	
Pass Rate	90.48% (n = 19)		74.07% (n = 20)		90.00% (n = 9)		64.29% (n = 9)	
Domains	Pass	Fail	Pass	Fail	Pass	Fail	Pass	Fail
Screening, Assessment, and Engagement	71.14%	51.72%	74.48%	49.75%	78.93%	34.48%	68.47%	59.92%
Treatment Planning, Collaboration, and Referral	77.24%	67.65%	78.53%	64.71%	84.31%	41.18%	85.20%	57.72%
Counseling	75.79%	45.71%	75.57%	54.69%	77.14%	40.00%	68.71%	51.43%
Professional and Ethical Responsibilities	81.48%	66.67%	81.85%	73.54%	84.36%	55.56%	72.73%	60.19%

CCB Annual Report

Fiscal Year 2022

Data: July 2021 – June 2022

Exam Data (cont'd)

Clinical Supervision

	July-September		October-December		January-March		April-June	
Total Test Takers			2				1	
Pass Rate			50.00% (n = 1)				0.00% (n = 0)	
Domains	Pass	Fail	Pass	Fail	Pass	Fail	Pass	Fail
Counselor Development			72.41%	58.62%			0.00%	68.97%
Professional and Ethical Standards			65.52%	82.76%			0.00%	68.97%
Program Development and Quality Assurance			83.33%	77.78%			0.00%	61.11%
Assessing Counselor Competencies and Performance			58.62%	51.72%			0.00%	55.17%
Treatment Knowledge			85.00%	60.00%			0.00%	55.00%

Peer Recovery

	July-September		October-December		January-March		April-June	
Total Test Takers	1		1		1		2	
Pass Rate	100.00% (n = 1)		100.00% (n = 1)		0.00% (n = 0)		100.00% (n = 2)	
Domains	Pass	Fail	Pass	Fail	Pass	Fail	Pass	Fail
Advocacy	100.00%	0.00%	80.00%	0.00%	0.00%	46.67%	76.67%	0.00%
Ethical Responsibility	94.74%	0.00%	73.68%	0.00%	0.00%	78.95%	86.84%	0.00%
Mentoring and Wellness	87.50%	0.00%	81.25%	0.00%	0.00%	43.75%	65.63%	0.00%
Recovery/Wellness Support	93.33%	0.00%	93.33%	0.00%	0.00%	53.33%	76.67%	0.00%

CCB Annual Report

Fiscal Year 2022

Data: July 2021 – June 2022

Exam Data (cont'd)

Prevention Specialist

	July-September		October-December		January-March		April-June	
Total Test Takers	1				6		1	
Pass Rate	100.00% (n = 1)				100.00% (n = 6)		100.00% (n = 1)	
Domains	Pass	Fail	Pass	Fail	Pass	Fail	Pass	Fail
Planning and Evaluation	94.59%	0.00%			74.32%	0.00%	83.78%	0.00%
Prevention Education and Service Delivery	88.89%	0.00%			83.33%	0.00%	88.89%	0.00%
Communication	93.75%	0.00%			76.04%	0.00%	75.00%	0.00%
Community Organization	78.95%	0.00%			78.95%	0.00%	68.42%	0.00%
Public Policy and Environmental Change	93.33%	0.00%			82.22%	0.00%	80.00%	0.00%
Professional Growth and Responsibility	84.21%	0.00%			74.56%	0.00%	57.89%	0.00%

CCB Annual Report

Fiscal Year 2022

Data: July 2021 – June 2022

EXAM SUMMARY – Fiscal Year 2022

Data concerning the number of candidates who pass the exam and number of new certifications issued will often not be identical. This is due to several factors, including Board policy to allow individuals who hold the Counselor In Training (CIT) credential to take the standardized exam without meeting all other requirements for certification (their certification will become effective in future years once all minimal standards have been met), and CITs who have passed the exam in previous years completing all requirements and becoming certified in this fiscal year. In practice, it is possible in any given fiscal year to have either more applicants passing the test than becoming certified or vice versa.

The exam data identifies the overall pass rate and provides a detailed breakdown of those who passed the exam and their associated pass rate percentages as well as a detailed breakdown of those who failed the exam and their associated pass rate percentages per domain. For example, during April – June 2017 for the Addiction Counselor exam – Form 13, there were a total of 12 test takers. Out of those 12, 10 passed the exam for an overall pass rate of 83.33 %. For the ‘Screening, Assessment, and Engagement’ domain, the 10 who passed the exam averaged a 68.62% pass rate for that domain. For the 2 who failed the exam, the average pass rate for that domain was 63.79%. The percentage rates for each domain are the average in that domain for all who passed (left column) and then the same for those who failed (right column).

Addiction Counseling

	April-June	
Total Test Takers	12	
Pass Rate	83.33% (n = 10)	
Domains	Pass	Fail
Screening, Assessment, and Engagement	68.62%	63.79%
Treatment Planning, Collaboration, and Referral	80.59%	69.12%
Counseling	73.71%	58.57%
Professional and Ethical Responsibilities	85.93%	66.67%

CCB Annual Report

Fiscal Year 2022

Data: July 2021 – June 2022

Listed below are the strong and weak areas per exam domain in descending order with the strongest areas listed first.

Addiction Counseling

1. Treatment Planning, Collaboration, and Referral
2. Professional and Ethical Responsibility
3. Counseling
4. Screening, Assessment and Engagement

Clinical Supervision

1. Treatment Knowledge
2. Program Development and Quality Assurance
3. Counselor Development
4. Professional and Ethical Standards
5. Assessing Counselor Competencies and Performance

Peer Recovery

1. Advocacy
2. Mentoring and Wellness
3. Ethical Responsibility
4. Recovery/Wellness Support

Prevention Specialist

1. Prevention Education and Service Delivery
2. Public Policy and Environmental Change
3. Planning and Evaluation
4. Professional Growth and Responsibility
5. Communication
6. Community Organization

CCB Annual Report

Fiscal Year 2022

Data: July 2021 – June 2022

Recommendations on trends, issues and needs of DMHAS workforce development Fiscal Year 2022

The CCB, having earned the reputation of being thought leaders in the SUD prevention, treatment and recovery industry across our country, has afforded us the unique opportunity to have ongoing consult and conversation with administrators, practitioners, and researchers about trends and needs of our workforce. Although our state is far ahead of others in terms of workforce competency, much of what needs to be addressed is universal. A summary of those needs follows:

- Supervision of peers: In the field, we are seeing those with clinical backgrounds and roles providing supervision of peer specialists which creates a risk of those individuals becoming clinical supports as opposed to supporting the recovery of clients. There has been significant fear of the role of peers being co-opted by agencies for their needs and establishing training guidelines for the development of true peer supervision. The role of peers can often be an ethical minefield, and trained supervisors are necessary. We are aware that here in Connecticut, CCAR has a “coachervision” training that suits there needs, but other options should also be available. In the state of Oregon, a model of peer supervisor competencies has been developed through a research-based process, for example.
- Clinical supervision improvements: Often times, individuals are placed in clinical supervision positions for reasons unrelated to the competencies of a supervisor:
 - They are outstanding clinicians;
 - They manage difficult caseloads;
 - Thrust into the position due to longevity and attrition, and;
 - They are licensed and have the ability to sign off on clinical documents.
- The reality is that many individuals in the position have received little or no training on clinical supervision, and research by Dr. Carol Falender of UCLA and Pepperdine University shows that the quality of clinical supervision affects client outcomes. More training and support for those in clinical supervision positions, or for those desiring to hold that role, is necessary.
- We know clearly that the therapeutic relationship is a significant factor in clinician effectiveness as proven by research (Scott D Miller, et al, among others), so ongoing training to improve skills is an important need.
- Clinicians are all well aware of the term “Evidence Based Practice” as the field has focused on them for several years. Our colleagues around the country are reporting issues that are also not uncommon here: the view of using evidence-based practices as a potential panacea, without understanding the limitations related to appropriate populations, community and other factors. It is believed that to be used effectively, a deeper understanding of EBPs would be beneficial.

CCB Annual Report

Fiscal Year 2022

Data: July 2021 – June 2022

- It is without question that harm reduction interventions have been shown to save lives, and more training opportunities to expose professionals to these techniques are essential. The main tenet of harm reduction is that all lives have value and are worth saving, and true harm reduction programs meet people where they are at, without placing the expectation of seeking recovery on all recipients. This mindset often can be troublesome for those in the recovery space to grasp or accept, as it falls outside of not only the training we may have received, but also against a general community standard. Exposing those in the field to this information is paramount.

I would be remiss to not mention a growing theme in the field that is emerging in the face of treatment center and referral source claims of success without outcome data to support it. The field has struggled with the idea of outcomes for decades, measuring such things as number of visits, ongoing 12 step fellowship attendance, positive statements from program alumni, and other amenities. Goals achieved are often program related and not client driven – so there is a growing need for clinicians and programs to understand the importance of true & proximal outcomes – a measurement of what the client wishes to achieve from the episode of care.

Thank you for allowing us this opportunity to offer this discussion on workforce training needs for the upcoming fiscal year.

Jeffrey Quamme, MS, AADC, CCS, CNE, CNC
Executive Director

CCB Annual Report

Fiscal Year 2022

Data: July 2021 – June 2022

Number of applications for certification reviewed between July 2021 – June 2022

AADC	1
APS	
CAC	46
CCS	
CCJP	
CPRS	10
CPS	4
CIT	22
MATS	1
SCCD	
SCCS	
SCPG	1
SCSA	
<i>Total Applications Reviewed</i>	85

Number of renewals processed between July 2021 – June 2022

AADC	46
APS	
CAC	204
CCS	11
CCDP	26
CARC	
CCJP	6
CPRS	2
CPS	16
MATS	15
SCCD	5
SCCS	
SCPG	11
SCSA	1
<i>Total Renewals Processed</i>	343

CCB Annual Report

Fiscal Year 2022

Data: July 2021 – June 2022



CCB Training Evaluation Form

Title of Training Attended: **Overview of the CCB Certification Process**

Date:

Name of Instructor: **Jeffrey Quamme**

Please circle the number that you feel best answers each statement (please circle only one number)

Strongly Disagree			Agree			Strongly Agree		
1	2		3	4		5		
1. I found the content in the training useful				1	2	3	4	5
2. I enjoyed the training event				1	2	3	4	5
3. The training event met my expectations				1	2	3	4	5
4. The training will assist me to be more effective in my job				1	2	3	4	5
5. The teaching strategies used were effective				1	2	3	4	5
6. The presenters' presentation skills were effective				1	2	3	4	5
7. I was satisfied with the training and would recommend it to colleagues				1	2	3	4	5

8. Comments about the training event:

Thank You!

CCB Annual Report

Fiscal Year 2022

Page 11 of 26

CCB Annual Report

Fiscal Year 2022

Data: July 2021 – June 2022



CCB Training Evaluation Form

Title of Training Attended: **Certification Process Coaching Session**

Date:

Name of Instructor: **Jeffrey Quamme**

Please circle the number that you feel best answers each statement (please circle only one number)

Strongly Disagree			Agree			Strongly Agree		
1	2		3	4		5		
1. I found the content in the training useful				1	2	3	4	5
2. I enjoyed the training event				1	2	3	4	5
3. The training event met my expectations				1	2	3	4	5
4. The training will assist me to be more effective in my job				1	2	3	4	5
5. The teaching strategies used were effective				1	2	3	4	5
6. The presenters' presentation skills were effective				1	2	3	4	5
7. I was satisfied with the training and would recommend it to colleagues				1	2	3	4	5
8. The training space was functional for the purpose of the event				1	2	3	4	5

9. Comments about the training event:

Thank You!

CCB Annual Report

Fiscal Year 2022

Page 12 of 26

CCB Annual Report

Fiscal Year 2022

Data: July 2021 – June 2022



CONNECTICUT CERTIFICATION BOARD, INC.

CLASS EVALUATION SUMMARY

Course Name:	Certification Process Overview and Coaching
Date(s):	August 10, 2021
Presenter(s):	Jeffrey Quamme
Site and Room:	Zoom video

Evaluation Response Analysis

	Ques. 1	Ques. 2	Ques. 3	Ques. 4	Ques. 5	Ques. 6	Ques. 7
Responses	10	10	10	10	10	10	10
5's #	8	7	7	8	6	9	8
5's %	80.00%	70.00%	70.00%	80.00%	60.00%	90.00%	80.00%
4's #	2	2	1	2	4	1	2
4's %	20.00%	20.00%	10.00%	20.00%	40.00%	10.00%	20.00%
3's #	0	1	2	0	0	0	0
3's %	0%	10.00%	20.00%	0%	0%	0%	0%
2's #	0	1	0	0	0	0	0
2's %	0%	11.11%	0%	0%	0%	0%	0%
1's #	0	0	0	0	0	0	0
1's %	0%	0%	0%	0%	0%	0%	0%
Item Avg	4.80	4.60	4.50	4.80	4.60	4.90	4.80

Number of Class Participants:

Respondents: 10

Course Average: 4.71

Comments

- At this time I have no further question, But as I am completing my application process some question may pop up but the presenter was very effective in sharing information.
- No question, great presentation very knowledgeable on all training.
- None. They were all answered in the training. Thank you.

CCB Annual Report

Fiscal Year 2022

Page 13 of 26

CCB Annual Report

Fiscal Year 2022

Data: July 2021 – June 2022



CONNECTICUT CERTIFICATION BOARD, INC.

CLASS EVALUATION SUMMARY

Course Name:	The Unbroken Brain book discussion group
Date(s):	August 31, 2021
Presenter(s):	Jeffrey Quamme
Site and Room:	Zoom video

Evaluation Response Analysis

	Ques. 1	Ques. 2	Ques. 3	Ques. 4	Ques. 5	Ques. 6	Ques. 7
Responses	4	4	4	4	4	4	4
5's #	4	4	3	3	3	4	
5's %	90.00%	70.00%	80.00%	90.00%	90.00%	100.00%	90.00%
4's #	1	3	2	1	1	0	1
4's %	10.00%	30.00%	20.00%	10.00%	10.00%	0%	10.00%
3's #	0	0	0	0	0	0	0
3's %	0%	0%	0%	0%	0%	0%	0%
2's #	0	0	0	0	0	0	0
2's %	0%	0%	0%	0%	0%	0%	0%
1's #	0	0	0	0	0	0	0
1's %	0%	0%	0%	0%	0%	0%	0%
Item Avg	5.00	5.00	4.75	4.75	4.75	5.00	4.75

Number of Class Participants:

Respondents: 4

Course Average: 4.86

Comments

- No questions - only wanted to let you know that I was thinking about it last night after the book discussion concluded and I really appreciate this new format/open-forum discussion (of course if helps to have a small group). It helped me to think in a whole new way...and I hope to join more book discussions because I need a new, fresh way of looking at this field/"industry" instead of the old ways of learning, although I love a good training. Keep up the good work CCB!
- Can we have book reviews more often?

CCB Annual Report

Fiscal Year 2022

Page 14 of 26

CCB Annual Report

Fiscal Year 2022

Data: July 2021 – June 2022

- None at this time.



CONNECTICUT CERTIFICATION BOARD, INC.

CLASS EVALUATION SUMMARY

Course Name:	The Unbroken Brain book discussion group
Date(s):	September 2, 2021
Presenter(s):	Jeffrey Quamme
Site and Room:	Zoom video

Evaluation Response Analysis

	Ques. 1	Ques. 2	Ques. 3	Ques. 4	Ques. 5	Ques. 6	Ques. 7
Responses	2	2	2	2	2	2	2
5's #	1	1	1	0	0	0	1
5's %	50.00%	50.00%	50.00%	0%	0%	0%	50.00%
4's #	1	1	1	2	2	2	1
4's %	50.00%	50.00%	50.00%	100.00%	100.00%	100.00%	50.00%
3's #	0	0	0	0	0	0	0
3's %	0%	0%	0%	0%	0%	0%	0%
2's #	0	0	0	0	0	0	0
2's %	0%	0%	0%	0%	0%	0%	0%
1's #	0	0	0	0	0	0	0
1's %	0%	0%	0%	0%	0%	0%	0%
Item Avg	4.50	4.50	4.50	4.00	4.00	4.00	4.50

Number of Class Participants:

Respondents: 2

Course Average: 4.29

Comments

- None at this time.

CCB Annual Report

Fiscal Year 2022

Data: July 2021 – June 2022



CONNECTICUT CERTIFICATION BOARD, INC.

CLASS EVALUATION SUMMARY

Course Name:	Certification Process Overview and Coaching
Date(s):	September 14, 2021
Presenter(s):	Jeffrey Quamme
Site and Room:	Zoom video

Evaluation Response Analysis

	Ques. 1	Ques. 2	Ques. 3	Ques. 4	Ques. 5	Ques. 6	Ques. 7
Responses	5	5	5	5	5	5	5
5's #	5	5	5	5	5	5	5
5's %	100.00%	100.00%	100.00%	100.00%	100.00%	100.00%	100.00%
4's #	0	0	0	0	0	0	0
4's %	0%	0%	0%	0%	0%	0%	0%
3's #	0	0	0	0	0	0	0
3's %	0%	0%	0%	0%	0%	0%	0%
2's #	0	0	0	0	0	0	0
2's %	0%	0%	0%	0%	0%	0%	0%
1's #	0	0	0	0	0	0	0
1's %	0%	0%	0%	0%	0%	0%	0%
Item Avg	5.00	5.00	5.00	5.00	5.00	5.00	5.00

Number of Class Participants:

Respondents: 5

Course Average: 5.00

Comments

- They were all answered by Jeffrey.
- None at this time.

CCB Annual Report

Fiscal Year 2022

Data: July 2021 – June 2022



CONNECTICUT CERTIFICATION BOARD, INC.

CLASS EVALUATION SUMMARY

Course Name:	Certification Process Overview and Coaching
Date(s):	October 14, 2021
Presenter(s):	Jeffrey Quamme
Site and Room:	Zoom video

Evaluation Response Analysis

	Ques. 1	Ques. 2	Ques. 3	Ques. 4	Ques. 5	Ques. 6	Ques. 7
Responses	3	3	3	3	3	3	3
5's #	3	3	3	3	3	3	3
5's %	100.00%	100.00%	100.00%	100.00%	100.00%	100.00%	100.00%
4's #	0	0	0	0	0	0	0
4's %	0%	0%	0%	0%	0%	0%	0%
3's #	0	0	0	0	0	0	0
3's %	0%	0%	0%	0%	0%	0%	0%
2's #	0	0	0	0	0	0	0
2's %	0%	0%	0%	0%	0%	0%	0%
1's #	0	0	0	0	0	0	0
1's %	0%	0%	0%	0%	0%	0%	0%
Item Avg	5.00	5.00	5.00	5.00	5.00	5.00	5.00

Number of Class Participants:

Respondents: 3

Course Average: 5.00

Comments

- I have no additional questions at this time.
- I was very pleased with how quickly my questions were answered by the facilitator. He made the training very clear and easily understandable.
- None at this time.

CCB Annual Report

Fiscal Year 2022

Page 17 of 26

CCB Annual Report

Fiscal Year 2022

Data: July 2021 – June 2022



CONNECTICUT CERTIFICATION BOARD, INC.

CLASS EVALUATION SUMMARY

Course Name:	Certification Process Overview and Coaching
Date(s):	November 9, 2021
Presenter(s):	Jeffrey Quamme
Site and Room:	Zoom video

Evaluation Response Analysis

	Ques. 1	Ques. 2	Ques. 3	Ques. 4	Ques. 5	Ques. 6	Ques. 7
Responses	2	2	2	2	2	2	2
5's #	1	2	1	1	1	1	1
5's %	50.00%	100.00%	50.00%	50.00%	50.00%	50.00%	50.00%
4's #	1	0	1	1	0	1	1
4's %	50.00%	0%	50.00%	50.00%	0%	50.00%	50.00%
3's #	0	0	0	0	1	0	0
3's %	0%	0%	0%	0%	50.00%	0%	0%
2's #	0	0	0	0	0	0	0
2's %	0%	0%	0%	0%	0%	0%	0%
1's #	0	0	0	0	0	0	0
1's %	0%	0%	0%	0%	0%	0%	0%
Item Avg	4.50	5.00	4.50	4.50	4.00	4.50	4.50

Number of Class Participants:

Respondents: 2

Course Average: 4.50

Comments

- None at this time.

CCB Annual Report

Fiscal Year 2022

Data: July 2021 – June 2022



CONNECTICUT CERTIFICATION BOARD, INC.

CLASS EVALUATION SUMMARY

Course Name:	Certification Process Overview and Coaching
Date(s):	December 14, 2021
Presenter(s):	Jeffrey Quamme
Site and Room:	Zoom video

Evaluation Response Analysis

	Ques. 1	Ques. 2	Ques. 3	Ques. 4	Ques. 5	Ques. 6	Ques. 7
Responses	15	15	15	15	15	15	15
5's #	7	3	4	7	6	8	7
5's %	46.67%	21.43%	26.67%	46.67%	42.86%	53.33%	46.67%
4's #	4	9	7	4	7	6	5
4's %	26.67%	64.29%	46.67%	26.67%	46.67%	40.00%	33.33%
3's #	4	2	3	4	1	1	3
3's %	26.67%	14.29%	20.00%	26.67%	6.67%	6.67%	20.00%
2's #	0	0	1	0	0	0	0
2's %	0%	0%	6.67%	0%	0%	0%	0%
1's #	0	0	0	0	0	0	0
1's %	0%	0%	0%	0%	0%	0%	0%
Item Avg	4.20	4.07	3.93	4.20	4.36	4.47	4.27

Number of Class Participants:

Respondents: 15

Course Average: 4.21

Comments

- Glad I attended! It was very informative!
- Well knowledgeable of content presented. Great interaction among the group. My questions were answered clearly for my understanding. Materials requested was forwarded in a timely manner. Great Overview process of material and the expectation of what is needed to sit for the CAC.
- None at this time.

CCB Annual Report

Fiscal Year 2022

Page 19 of 26

CCB Annual Report

Fiscal Year 2022

Data: July 2021 – June 2022



CONNECTICUT CERTIFICATION BOARD, INC.

CLASS EVALUATION SUMMARY

Course Name:	Certification Process Overview and Coaching
Date(s):	January 11, 2022
Presenter(s):	Ashley Tyler-Hitchcock
Site and Room:	Zoom video

Evaluation Response Analysis

	Ques. 1	Ques. 2	Ques. 3	Ques. 4	Ques. 5	Ques. 6	Ques. 7
Responses	8	8	8	8	8	8	8
5's #	7	6	5	7	6	6	7
5's %	87.50%	75.00%	62.50%	87.50%	75.00%	75.00%	87.50%
4's #	1	1	2	1	1	2	0
4's %	12.50%	12.50%	25.00%	12.50%	12.50%	25.00%	0%
3's #	0	1	1	0	1	0	1
3's %	0%	12.50%	12.50%	0%	12.50%	0%	12.50%
2's #	0	0	0	0	0	0	0
2's %	0%	0%	0%	0%	0%	0%	0%
1's #	0	0	0	0	0	0	0
1's %	0%	0%	0%	0%	0%	0%	0%
Item Avg	4.88	4.63	4.50	4.88	4.63	4.75	4.75

Number of Class Participants:

Respondents: 8

Course Average: 4.72

Comments

- I'd still like to discuss my particular situation. I will request an appointment with Jeff. Thanks so much!
- What course classes would be considered for the CIT ethic hours if I have a DARC certificate?
- No Questions, Super clear information given. I feel comfortable moving forward in his process now that i know the expectations and the process.

CCB Annual Report

Fiscal Year 2022

Page 20 of 26

CCB Annual Report

Fiscal Year 2022

Data: July 2021 – June 2022



CONNECTICUT CERTIFICATION BOARD, INC.

CLASS EVALUATION SUMMARY

Course Name:	Certification Process Overview and Coaching
Date(s):	February 8, 2022
Presenter(s):	Ashley Tyler-Hitchcock
Site and Room:	Zoom video

Evaluation Response Analysis

	Ques. 1	Ques. 2	Ques. 3	Ques. 4	Ques. 5	Ques. 6	Ques. 7
Responses	6	6	6	6	6	6	6
5's #	4	4	3	4	3	4	4
5's %	66.67%	66.67%	50.00%	66.67%	50.00%	66.67%	66.67%
4's #	1	2	2	1	3	1	2
4's %	16.67%	33.33%	33.33%	16.67%	50.00%	16.67%	33.33%
3's #	1	0	1	1	0	1	0
3's %	16.67%	0%	16.67%	16.67%	0%	16.67%	0%
2's #	0	0	1	0	0	0	0
2's %	0%	0%	4.35%	0%	0%	0%	0%
1's #	0	0	0	0	0	0	0
1's %	0%	0%	0%	0%	0%	0%	0%
Item Avg	4.50	4.67	4.33	4.50	4.50	4.50	4.67

Number of Class Participants:

Respondents: 6

Course Average: 4.52

Comments

- I believe my questions will be answered during the one-on-one session held on Wednesdays.
- whether or not to choose CAC or CPRS or both.
- None at this time.

CCB Annual Report

Fiscal Year 2022

Data: July 2021 – June 2022



CONNECTICUT CERTIFICATION BOARD, INC.

CLASS EVALUATION SUMMARY

Course Name:	Certification Process Overview and Coaching
Date(s):	March 8, 2022
Presenter(s):	Ashley Tyler-Hitchcock
Site and Room:	Zoom video

Evaluation Response Analysis

	Ques. 1	Ques. 2	Ques. 3	Ques. 4	Ques. 5	Ques. 6	Ques. 7
Responses	4	4	4	4	4	4	4
5's #	3	4	3	3	3	4	4
5's %	75.00%	100.00%	75.00%	75.00%	75.00%	100.00%	100.00%
4's #	1	0	1	1	1	0	0
4's %	25.00%	0%	25.00%	25.00%	25.00%	0%	0%
3's #	0	0	0	0	0	0	0
3's %	0%	0%	0%	0%	0%	0%	0%
2's #	0	0	0	0	0	0	0
2's %	0%	0%	0%	0%	0%	0%	0%
1's #	0	0	0	0	0	0	0
1's %	0%	0%	0%	0%	0%	0%	0%
Item Avg	4.75	5.00	4.75	4.75	4.75	5.00	5.00

Number of Class Participants:

Respondents: 4

Course Average: 4.86

Comments

- Great training!
- Should I be training for CAC or CIT?
- None at this time.

CCB Annual Report

Fiscal Year 2022

Page 22 of 26

CCB Annual Report

Fiscal Year 2022

Data: July 2021 – June 2022



CONNECTICUT CERTIFICATION BOARD, INC.

CLASS EVALUATION SUMMARY

Course Name:	Certification Process Overview and Coaching
Date(s):	April 19, 2022
Presenter(s):	Ashley Tyler-Hitchcock
Site and Room:	Zoom video

Evaluation Response Analysis

	Ques. 1	Ques. 2	Ques. 3	Ques. 4	Ques. 5	Ques. 6	Ques. 7
Responses	6	6	6	6	6	6	6
5's #	5	5	5	5	5	5	5
5's %	83.33%	83.33%	83.33%	83.33%	83.33%	83.33%	83.33%
4's #	0	0	0	0	0	0	0
4's %	0%	0%	0%	0%	0%	0%	0%
3's #	1	1	1	1	1	1	1
3's %	16.67%	16.67%	16.67%	16.67%	16.67%	16.67%	16.67%
2's #	0	0	0	0	0	0	0
2's %	0%	0%	0%	0%	0%	0%	0%
1's #	0	0	0	0	0	0	0
1's %	0%	0%	0%	0%	0%	0%	0%
Item Avg	4.67	4.67	4.67	4.67	4.67	4.67	4.67

Number of Class Participants:

Respondents: 6

Course Average: 4.67

Comments

- I am unsure if I will have enough hours to complete my Clinical Portion of Training.
- I will probably have a few more questions when I interact with the platform more thoroughly. I appreciated the content and despite CT Certification Board's site being inaccessible during the meeting, Ashley did a wonderful job of communicating information.
- None at this time.

CCB Annual Report

Fiscal Year 2022

Page 23 of 26

CCB Annual Report

Fiscal Year 2022

Data: July 2021 – June 2022



CONNECTICUT CERTIFICATION BOARD, INC.

CLASS EVALUATION SUMMARY

Course Name:	Certification Process Overview and Coaching
Date(s):	May 11, 2022
Presenter(s):	Ashley Tyler-Hitchcock
Site and Room:	Zoom video

Evaluation Response Analysis

	Ques. 1	Ques. 2	Ques. 3	Ques. 4	Ques. 5	Ques. 6	Ques. 7
Responses	6	6	6	6	6	6	6
5's #	5	4	4	5	4	6	4
5's %	83.33%	66.67%	66.67%	83.33%	66.67%	100.00%	66.67%
4's #	1	1	2	1	2	0	2
4's %	16.67%	16.67%	33.33%	16.67%	33.33%	0%	33.33%
3's #	0	1	0	0	0	0	0
3's %	0%	16.67%	0%	0%	0%	0%	0%
2's #	0	0	0	0	0	0	0
2's %	0%	0%	0%	0%	0%	0%	0%
1's #	0	0	0	0	0	0	0
1's %	0%	0%	0%	0%	0%	0%	0%
Item Avg	4.83	4.50	4.67	4.83	4.67	5.00	4.67

Number of Class Participants:

Respondents: 6

Course Average: 4.74

Comments

- All questions were answered!
- I am applying for a Master's program. Would those internship and education hours speed up this process at all?
- None at this time.

CCB Annual Report

Fiscal Year 2022

Data: July 2021 – June 2022



CONNECTICUT CERTIFICATION BOARD, INC.

CLASS EVALUATION SUMMARY

Course Name:	Certification Process Overview and Coaching
Date(s):	June 8, 2022
Presenter(s):	Ashley Tyler-Hitchcock
Site and Room:	Zoom video

Evaluation Response Analysis

	Ques. 1	Ques. 2	Ques. 3	Ques. 4	Ques. 5	Ques. 6	Ques. 7
Responses	6	6	6	6	6	6	6
5's #	6	3	4	6	6	6	4
5's %	100.00%	50.00%	66.67%	100.00%	100.00%	100.00%	66.67%
4's #	0	3	2	0	0	0	2
4's %	0%	50.00%	33.33%	0%	0%	0%	33.33%
3's #	0	0	0	0	0	0	0
3's %	0%	0%	0%	0%	0%	0%	0%
2's #	0	0	0	0	0	0	0
2's %	0%	0%	0%	0%	0%	0%	0%
1's #	0	0	0	0	0	0	0
1's %	0%	0%	0%	0%	0%	0%	0%
Item Avg	5.00	4.50	4.67	5.00	5.00	5.00	4.67

Number of Class Participants:

Respondents: 6

Course Average: 4.83

Comments

- Would my Master's in Criminal Justice with a concentration in Forensic Psychology from University of New Haven would count toward the CAC at all?
- Great job!
- None at this time.

CCB Annual Report

Fiscal Year 2022

Data: July 2021 – June 2022

CCB Credential Acronyms	
<i>Addiction Counseling</i>	
CIT	Counselor In Training
AADC	Advanced Alcohol and Drug Counselor
CAC	Certified Addiction Counselor
CAC-P	Certified Addiction Counselor-Provisional
SCSA	Specialty Certificate in Substance Abuse
MATS	Medication Assisted Treatment Specialist
<i>Clinical Supervision</i>	
CCS	Certified Clinical Supervisor
SCCS	Non-Certified Clinical Supervisor
<i>Co-Occurring Disorders</i>	
SCCD	Specialty Certificate in Co-Occurring Disorders
CCDP	Certified Co-Occurring Disorders Professional
CCDP-D	Certified Co-Occurring Disorders Professional-Diplomate
<i>Criminal Justice</i>	
CCJP	Certified Criminal Justice Professional
<i>Prevention</i>	
APS	Associate Prevention Professional
CPS	Certified Prevention Specialist
<i>Problem Gambling</i>	
SCPG	Specialty Certificate in Problem Gambling
ICGC I & II	Internationally Certified Gambling Counselor I and II
<i>Recovery Coaching</i>	
CARC	Certified Addiction Recovery Coach
CPRS	Certified Peer Recovery Specialist
BOLD	RECIPROCAL CREDENTIAL
NON-RECIPROCAL (NR)	Non-reciprocal credentials are those that individuals did not complete the oral or written portion of their credential exam

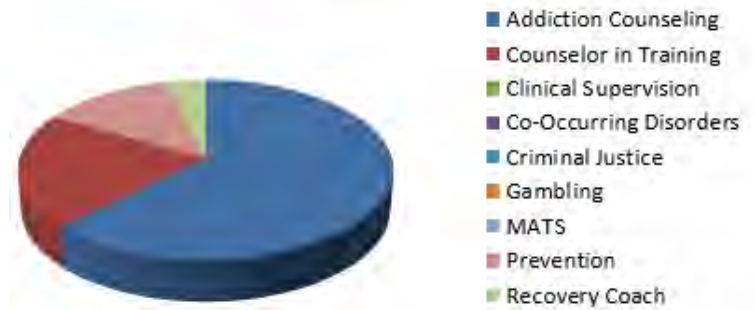
CCB Quarterly Report

Fiscal Year 2022 – Quarter 4

Data: April 2022 – June 2022

A total of 24 certifications were issued by the CCB this quarter in the following areas:

Addiction Counseling	15
Counselor in Training	5
Clinical Supervision	0
Co-Occurring Disorders	0
Criminal Justice	0
Gambling	0
MATS	0
Prevention	3
Recovery Coach	1
Total	24



The CCB maintains 849 active certifications in the following areas:

Addiction Counseling	558
Counselor in Training	31
Clinical Supervision	35
Co-Occurring Disorders	63
Criminal Justice	14
Gambling	27
MATS	43
Prevention	44
Recovery Coach	34
Total	849



Compared with June 2021, there was a decrease of 19, which represents a 2.2% decrease in the number of certifications

As of June 2021, the CCB maintained 868 active certifications in the following areas:

Addiction Counseling	561
Counselor in Training	28
Clinical Supervision	38
Co-Occurring Disorders	70
Criminal Justice	15
Gambling	29
MATS	45
Prevention	46
Recovery Coach	36
Total	868

Number of Certified Professionals – June 2022

As of June 2022, the CCB certifies 704 professionals

Females	467	
Males	237	
Total	704	
African American	110	
Caucasian	520	
Hispanic	57	
Other	17	
Total	704	

Non-Reciprocal Professionals:

CAC	6
Co-Occurring Disorders	5
Total	11

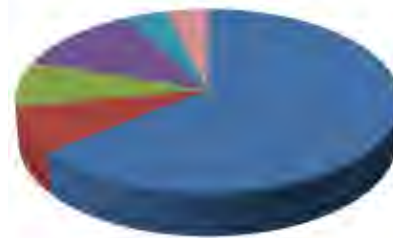
CCB Quarterly Report

Fiscal Year 2022 – Quarter 4

Data: April 2022 – June 2022

25 certifications expired this quarter in the following areas:

Addiction Counseling	16
Counselor in Training	2
Clinical Supervision	2
Co-Occurring Disorders	3
Criminal Justice	1
Gambling	0
MATS	0
Prevention	1
Recovery Coach	0
Total	25



- Addiction Counseling
- Counselor in Training
- Clinical Supervision
- Co-Occurring Disorders
- Criminal Justice
- Gambling
- MATS
- Prevention
- Recovery Coach

Expired certifications were due to renew
from April 2022 – June 2022

31 certifications lapsed this quarter in the following areas:

Addiction Counseling	17
Counselor in Training	0
Clinical Supervision	1
Co-Occurring Disorders	3
Criminal Justice	3
Gambling	2
MATS	0
Prevention	3
Recovery Coach	2
Total	31

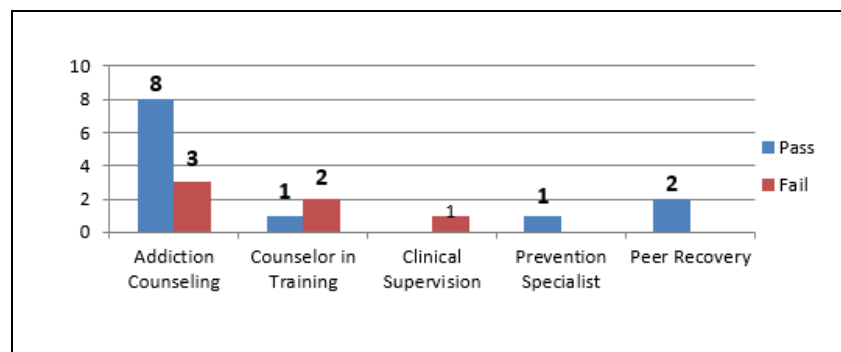


- Addiction Counseling
- Counselor in Training
- Clinical Supervision
- Co-Occurring Disorders
- Criminal Justice
- Gambling
- MATS
- Prevention
- Recovery Coach

A total of 18 exams were administered by the CCB this quarter in the following areas:

Addiction Counseling	11
Counselor in Training	3
Clinical Supervision	1
Co-Occurring Disorders	0
Criminal Justice	0
Gambling	0
MATS	0
Prevention	1
Recovery Coach	2
Total	18

Exam Results – Fourth Quarter 2022



Pass Rate =
73%

Pass Rate =
33%

Pass Rate =
0%

Pass Rate =
100%

All exams are computer-based (CBT)

CCB Quarterly Report

Fiscal Year 2022 – Quarter 4

Data: April 2022 – June 2022

COMPARATIVE DATA OF CURRENT AND PREVIOUS FOUR QUARTERS

CERTIFICATIONS

Total Issued	2021 - Q 4	2022 - Q 1	2022 - Q 2	2022 - Q 3	2022 - Q 4
Addiction Counseling	12	13	20	10	15
Counselor in Training	2	6	2	3	5
Clinical Supervision	2	1	1		
Co-Occurring Disorders					
Criminal Justice					
Gambling	1	1	1		
MATS			1		
Prevention	1	1		4	3
Recovery Coach	5	1	1		1
<i>Total Certifications Issued</i>	23	23	26	17	24

Active	2021 - Q 4	2022 - Q 1	2022 - Q 2	2022 - Q 3	2022 - Q 4
Addiction Counseling	567	570	573	553	558
Counselor in Training	28	32	28	26	31
Clinical Supervision	38	37	36	35	35
Co-Occurring Disorders	73	68	65	65	63
Criminal Justice	19	15	17	17	14
Gambling	28	28	28	28	27
MATS	47	46	44	42	43
Prevention	45	46	44	42	44
Recovery Coach	34	38	36	35	34
<i>Total Active Certifications</i>	868	880	871	843	849

CCB Quarterly Report

Fiscal Year 2022 – Quarter 4

Data: April 2022 – June 2022

COMPARATIVE DATA (cont'd)

CERTIFICATIONS

Expired	2021 - Q 4	2022 - Q 1	2022 - Q 2	2022 - Q 3	2022 - Q 4
Addiction Counseling	17	42	41	20	16
Counselor in Training	2	1	3	5	2
Clinical Supervision	1	1	5		2
Co-Occurring Disorders	5	6	3	3	3
Criminal Justice	3			4	1
Gambling		1		2	
MATS	3	3	11	1	
Prevention	2	1	2	1	1
Recovery Coach	2	6			
<i>Total Certifications Expired</i>	35	61	65	36	25

GENDER/ETHNICITY (Active Only)

Addiction Counseling	2021 - Q 4	2022 - Q 1	2022 - Q 2	2022 - Q 3	2022 - Q 4
Females	351	365	368	354	359
Males	210	205	205	199	199
African American	90	92	95	91	91
Caucasian	405	411	414	400	407
Hispanic	52	52	51	51	47
Other/Did not disclose	14	15	13	11	13

CCB Quarterly Report

Fiscal Year 2022 – Quarter 4

Data: April 2022 – June 2022

COMPARATIVE DATA (cont'd)

GENDER/ETHNICITY (Active Only)

Counselor in Training	2021 - Q 4	2022 - Q 1	2022 - Q 2	2022 - Q 3	2022 - Q 4
Females	18	22	19	17	19
Males	10	10	9	9	12
African American	2	3	5	5	7
Caucasian	23	26	20	18	21
Hispanic	3	3	3	3	3
Other/Did not disclose					

Clinical Supervision	2021 - Q 4	2022 - Q 1	2022 - Q 2	2022 - Q 3	2022 - Q 4
Females	23	23	23	22	22
Males	15	14	13	13	13
African American	6	6	6	6	5
Caucasian	31	30	29	28	29
Hispanic	1	1	1	1	1
Other/Did not disclose					

CCB Quarterly Report

Fiscal Year 2022 – Quarter 4

Data: April 2022 – June 2022

COMPARATIVE DATA (cont'd)

GENDER/ETHNICITY (Active Only)

Co-Occurring Disorders	2021 - Q 4	2022 - Q 1	2022 - Q 2	2022 - Q 3	2022 - Q 4
Females	54	52	51	51	47
Males	16	16	14	14	16
African American	6	6	6	6	6
Caucasian	57	55	52	52	50
Hispanic	5	5	5	5	5
Other/Did not disclose	2	2	2	2	2

Criminal Justice	2021 - Q 4	2022 - Q 1	2022 - Q 2	2022 - Q 3	2022 - Q 4
Females	10	10	12	12	9
Males	5	5	5	5	5
African American	6	6	6	6	6
Caucasian	8	8	10	10	7
Hispanic					
Other/Did not disclose	1	1	1	1	1

CCB Quarterly Report

Fiscal Year 2022 – Quarter 4

Data: April 2022 – June 2022

COMPARATIVE DATA (cont'd)

GENDER/ETHNICITY (Active Only)

Gambling	2021 - Q 4	2022 - Q 1	2022 - Q 2	2022 - Q 3	2022 - Q 4
Females	25	25	25	25	23
Males	4	3	3	3	4
African American	2	2	2	2	2
Caucasian	25	25	25	25	24
Hispanic	1	1	1	1	1
Other/Did not disclose	1				

MATS	2021 - Q 4	2022 - Q 1	2022 - Q 2	2022 - Q 3	2022 - Q 4
Females	36	36	35	33	34
Males	9	10	9	9	9
African American	10	10	8	8	8
Caucasian	26	27	1	26	26
Hispanic	8	8	27	8	8
Other/Did not disclose	1	1	8		1

CCB Quarterly Report

Fiscal Year 2022 – Quarter 4

Data: April 2022 – June 2022

COMPARATIVE DATA (cont'd)

GENDER/ETHNICITY (Active Only)

Prevention	2021 - Q 4	2022 - Q 1	2022 - Q 2	2022 - Q 3	2022 - Q 4
Females	40	41	39	38	41
Males	6	5	5	4	3
African American	1	1	1	1	1
Caucasian	44	43	41	40	41
Hispanic					
Other/Did not disclose	1	2	2	1	2

Recovery Coach	2021 – Q 4	2022 – Q 1	2022 – Q 2	2022 – Q 3	2022 – Q 4
Females	25	25	22	21	20
Males	11	13	14	14	14
African American	5	6	6	6	6
Caucasian	30	31	29	28	27
Hispanic	1	1	1	1	1
Other/Did not disclose					

CCB Quarterly Report

Fiscal Year 2022 – Quarter 4

Data: April 2022 – June 2022

Summary of training and coaching provided by the CCB: **376 total training hours provided**

A. CCB staff presented the following training events during this period:

Certification Process Overview open events offered to the public at no cost

10 participants	30 training hours provided	April 2022 via Zoom video
8 participants	24 training hours provided	May 2022 via Zoom video
6 participants	18 training hours provided	June 2022 via Zoom video

Number of sessions offered in the community at no cost

Coaching Session at NVCC	30 participants	30 training hours provided	April 2022
Coaching Session at GWCC	6 participants	6 training hours provided	April 2022
It's Not Just Opioids: Addressing Tunnel Vision at APNC	83 participants	124.5 training hours provided	April 2022
Credibility Crisis at PCB Conference	42 participants	126 training hours provided	April 2022

Number of sessions offered in the community at cost

B. CCB staff provided the following coaching sessions:

Number of coaching sessions offered at the CCB Office at no cost

7 sessions	5 participants	12.5 training hours provided	April 2022
5 sessions	1 participant	2.5 training hours provided	May 2022
5 sessions	1 participant	2.5 training hours provided	June 2022

CCB Quarterly Report

Fiscal Year 2022 – Quarter 4

Data: April 2022 – June 2022

Types of certifications granted from April 2022 – June 2022

	TOTAL	AADC	CAC	CAC-E	CAC-P	CCS	CARC	CPRS	CCDP	CCDP-D	CCJP	CPS	CIT	MATS	SCCD	SCCS	SCPG	SCSA
Total	24		14		1			1				3	5					
Females	16		11									3	2					
Males	8		3		1			1					3					
African American	5		2									1	2					
Asian																		
Caucasian	19		12		1			1				2	3					
Hispanic																		
Other																		

Number of applications for certification reviewed between April 2022 – June 2022

AADC	
APS	
CAC	9
CCS	
CCJP	
CPRS	5
CPS	2
CIT	10
MATS	
SCCD	
SCCS	
SCPG	
SCSA	
<i>Total Applications Reviewed</i>	26

CCB Quarterly Report

Fiscal Year 2022 – Quarter 4

Data: April 2022 – June 2022

Number of renewals processed between April 2022 – June 2022

APS	
AADC	10
CAC	43
CARC	
CCS	3
CCDP	5
CCJP	1
CPRS	
CPS	4
MATS	2
SCCD	2
SCCS	
SCPG	3
SCSA	
<i>Total Renewals Processed</i>	73

Types of certifications expired between April 2022 – June 2022

APS	
AADC	1
CAC	15
CARC	
CCS	2
CCDP	2
CCJP	1
CPRS	
CPS	1
CIT	2
MATS	
SCCD	1
SCCS	
SCPG	
SCSA	
<i>Total Expired</i>	25

CCB Quarterly Report

Fiscal Year 2022 – Quarter 4

Data: April 2022 – June 2022

Types of certifications lapsed between April 2022 – June 2022

APS	
AADC	1
CAC	16
CARC	
CCS	1
CCDP	2
CCJP	3
CPRS	2
CPS	3
MATS	
SCCD	1
SCCS	
SCPG	2
SCSA	
<i>Total Lapsed</i>	31

CCB Quarterly Report

Fiscal Year 2022 – Quarter 4

Data: April 2022 – June 2022

CCB Credential Acronyms	
Addiction Counseling	
CIT	Counselor <u>In</u> Training
AADC	Advanced Alcohol and Drug Counselor
CAC	Certified Addiction Counselor
CAC-P	Certified Addiction Counselor-Provisional
SCSA	Specialty Certificate in Substance Abuse
MATS	Medication Assisted Treatment Specialist
Clinical Supervision	
CCS	Certified Clinical Supervisor
SCCS	Non-Certified Clinical Supervisor
Co-Occurring Disorders	
SCCD	Specialty Certificate in Co-Occurring Disorders
CCDP	Certified Co-Occurring Disorders Professional
CCDP-D	Certified Co-Occurring Disorders Professional-Diplomate
Criminal Justice	
CCJP	Certified Criminal Justice Professional
Prevention	
APS	Associate Prevention Professional
CPS	Certified Prevention Specialist
Problem Gambling	
SCPG	Specialty Certificate in Problem Gambling
Recovery Coaching	
CARC	Certified Addiction Recovery Coach
CPRS	Certified Peer Recovery Specialist
Recovery Residences	
CRRA	Certified Recovery Residence Administrator

BOLD	RECIPROCAL CREDENTIAL
-------------	------------------------------

NON-RECIPROCAL (NR)	Non-reciprocal credentials are those that individuals did not complete the oral or written portion of their credential exam
----------------------------	---

CCB Quarterly Report

FY 2022 – QTR 4

Page 13 of 13

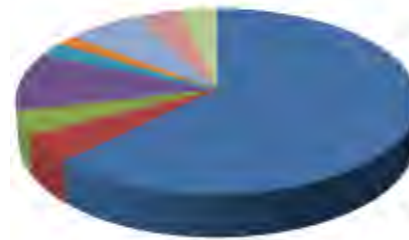
CCB Monthly Report

July 2022 – Fiscal Year 2023

As of July 2022, the CCB maintains

845 active certifications in the following areas:

Addiction Counseling	560
Counselor in Training	31
Clinical Supervision	35
Co-Occurring Disorders	61
Criminal Justice	11
Gambling	27
MATS	41
Prevention	44
Recovery Coach	35
Total	845



Addiction Counseling
Counselor in Training
Clinical Supervision
Co-Occurring Disorders
Criminal Justice
Gambling
MATS
Prevention
Recovery Coach

As of July 2021, the CCB maintained

879 active certifications in the following areas:

Addiction Counseling	567
Counselor in Training	28
Clinical Supervision	38
Co-Occurring Disorders	73
Criminal Justice	19
Gambling	28
MATS	47
Prevention	45
Recovery Coach	34
Total	879



Addiction Counseling
Counselor in Training
Clinical Supervision
Co-Occurring Disorders
Criminal Justice
Gambling
MATS
Prevention
Recovery Coach

Compared with July 2021, there was a decrease of 34, which represents a 3.9% decrease in the number of certifications

Non-Reciprocal Professionals:

CAC	7
Co-Occurring Disorders	5
Total	12

Current Certifications with the CCB

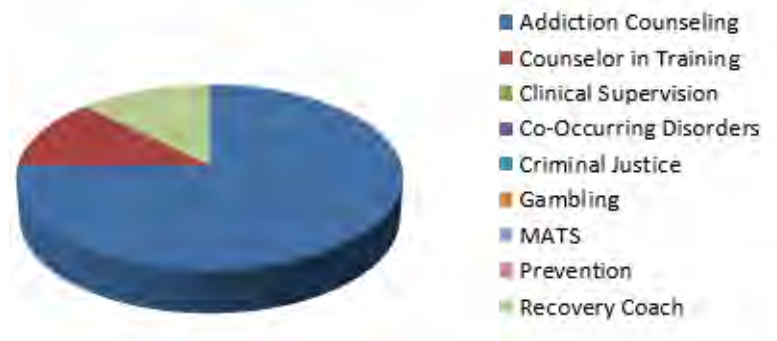
	TOTAL	AADC	CAC	CAC - NR	CCS	CARC	CCDP	CCDP-D	CCJP	CPS	CPRS	CIT	ICGC-I/ICGC-II	MATS	SCCD	SCCS	SCPG	SCSA
Total	845	135	413	7	35	1	16	35	11	44	34	31	1/3	41	10		23	5
Reinstatements																		
Females	576	96	260	4	22		12	28	8	41	21	19	3	33	6		20	3
Males	269	39	153	3	13	1	4	7	3	3	13	12	1	8	4		3	2
African American	129	22	68		5		2	3	3	1	7	7		8	1		2	
American Indian	3	1						1						1				
Asian	6	1	4							1								
Caucasian	632	100	298	7	29	1	14	26	7	41	26	21	4	24	9		20	5
Hispanic	64	9	37		1			4			1	3		8			1	
Other	11	2	6					1	1	1								

CCB Monthly Report

July 2022 – Fiscal Year 2023

A total of 8 certifications were issued by the CCB this month in the following areas:

Addiction Counseling	6
Counselor in Training	1
Clinical Supervision	0
Co-Occurring Disorders	0
Criminal Justice	0
Gambling	0
MATS	0
Prevention	0
Recovery Coach	1
Total	8



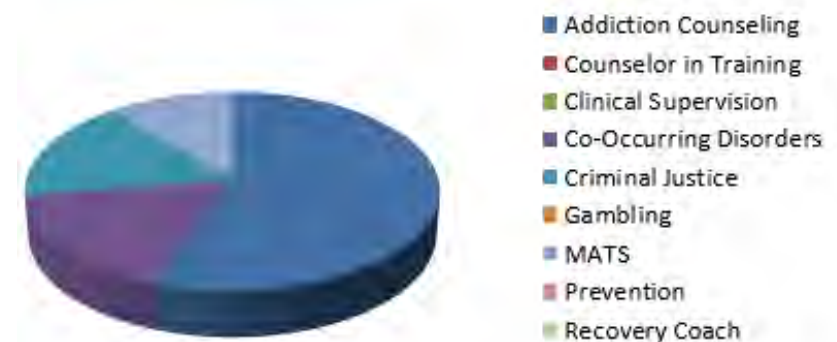
10 certifications expired this month in the following areas:

Addiction Counseling	5
Counselor in Training	0
Clinical Supervision	0
Co-Occurring Disorders	1
Criminal Justice	0
Gambling	0
MATS	1
Prevention	1
Recovery Coach	2
Total	10



18 certifications lapsed this month in the following areas:

Addiction Counseling	10
Counselor in Training	0
Clinical Supervision	0
Co-Occurring Disorders	3
Criminal Justice	3
Gambling	0
MATS	2
Prevention	0
Recovery Coach	0
Total	18



CCB Monthly Report

July 2022 – Fiscal Year 2023

CCB Credential Acronyms	
<i>Addiction Counseling</i>	
CIT	Counselor In Training
AADC	Advanced Alcohol and Drug Counselor
CAC	Certified Addiction Counselor
CAC-P	Certified Addiction Counselor-Provisional
SCSA	Specialty Certificate in Substance Abuse
MATS	Medication Assisted Treatment Specialist
<i>Clinical Supervision</i>	
CCS	Certified Clinical Supervisor
SCCS	Non-Certified Clinical Supervisor
<i>Co-Occurring Disorders</i>	
SCCD	Specialty Certificate in Co-Occurring Disorders
CCDP	Certified Co-Occurring Disorders Professional
CCDP-D	Certified Co-Occurring Disorders Professional-Diplomate
<i>Criminal Justice</i>	
CCJP	Certified Criminal Justice Professional
<i>Prevention</i>	
APS	Associate Prevention Professional
CPS	Certified Prevention Specialist
<i>Problem Gambling</i>	
SCPG	Specialty Certificate in Problem Gambling
ICGC I & II	Internationally Certified Gambling Counselor I and II
<i>Recovery Coaching</i>	
CARC	Certified Addiction Recovery Coach
CPRS	Certified Peer Recovery Specialist
BOLD	RECIPROCAL CREDENTIAL
NON-RECIPROCAL (NR)	Non-reciprocal credentials are those that individuals did not complete the oral or written portion of their credential exam

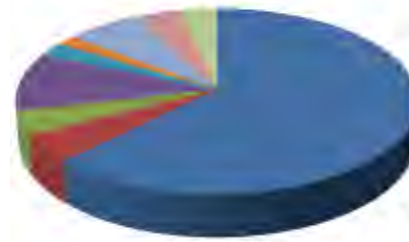
CCB Monthly Report

June 2022 – Fiscal Year 2022

As of June 2022, the CCB maintains

849 active certifications in the following areas:

Addiction Counseling	558
Counselor in Training	31
Clinical Supervision	35
Co-Occurring Disorders	63
Criminal Justice	14
Gambling	27
MATS	43
Prevention	44
Recovery Coach	34
Total	849



Addiction Counseling
Counselor in Training
Clinical Supervision
Co-Occurring Disorders
Criminal Justice
Gambling
MATS
Prevention
Recovery Coach

As of June 2021, the CCB maintained

868 active certifications in the following areas:

Addiction Counseling	561
Counselor in Training	28
Clinical Supervision	38
Co-Occurring Disorders	70
Criminal Justice	15
Gambling	29
MATS	45
Prevention	46
Recovery Coach	36
Total	868



Addiction Counseling
Counselor in Training
Clinical Supervision
Co-Occurring Disorders
Criminal Justice
Gambling
MATS
Prevention
Recovery Coach

Compared with June 2021, there was a **decrease of 19, which represents a 2.2% decrease** in the number of certifications

Non-Reciprocal Professionals:

CAC	6
Co-Occurring Disorders	5
Total	11

Current Certifications with the CCB

	TOTAL	AADC	CAC	CAC - NR	CCS	CARC	CCDP	CCDP-D	CCJP	CPS	CPRS	CIT	ICGC-I/ICGC-II	MATS	SCCD	SCCS	SCPG	SCSA
Total	849	132	415	6	35	1	16	35	14	44	33	31	1/3	43	12		23	5
Reinstatements																		
Females	574	92	261	3	22		12	28	9	41	20	19	3	34	7		20	3
Males	275	40	154	3	13	1	4	7	5	3	13	12	1	9	5		3	2
African American	132	22	69		5		2	3	6	1	6	7		8	1		2	
American Indian	3	1						1						1				
Asian	6	1	4							1								
Caucasian	632	98	298	6	29	1	14	26	7	41	26	21	4	26	10		20	5
Hispanic	66	9	38		1			4			1	3		8	1		1	
Other	10	1	6					1	1	1								

CCB Monthly Report

June 2022 – Fiscal Year 2022

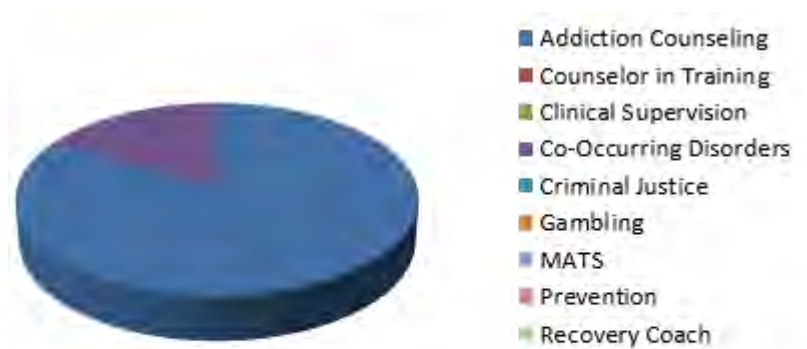
A total of 9 certifications were issued by the CCB this month in the following areas:

Addiction Counseling	7
Counselor in Training	1
Clinical Supervision	0
Co-Occurring Disorders	0
Criminal Justice	0
Gambling	0
MATS	0
Prevention	1
Recovery Coach	0
Total	9



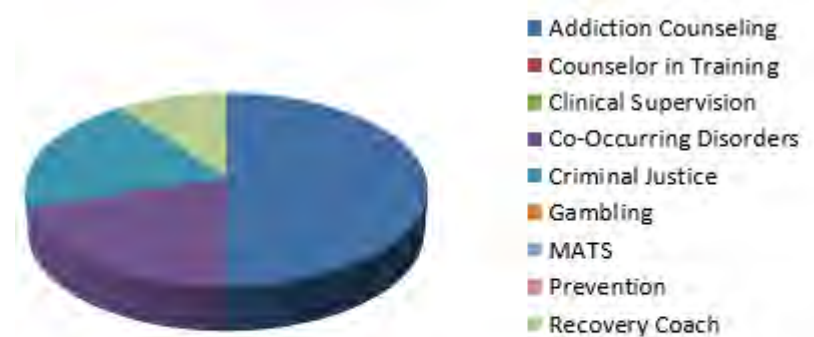
6 certifications expired this month in the following areas:

Addiction Counseling	5
Counselor in Training	0
Clinical Supervision	0
Co-Occurring Disorders	1
Criminal Justice	0
Gambling	0
MATS	0
Prevention	0
Recovery Coach	0
Total	6



10 certifications lapsed this month in the following areas:

Addiction Counseling	5
Counselor in Training	0
Clinical Supervision	0
Co-Occurring Disorders	2
Criminal Justice	2
Gambling	0
MATS	0
Prevention	0
Recovery Coach	1
Total	10



CCB Monthly Report

June 2022 – Fiscal Year 2022

CCB Credential Acronyms	
<i>Addiction Counseling</i>	
CIT	Counselor In Training
AADC	Advanced Alcohol and Drug Counselor
CAC	Certified Addiction Counselor
CAC-P	Certified Addiction Counselor-Provisional
SCSA	Specialty Certificate in Substance Abuse
MATS	Medication Assisted Treatment Specialist
<i>Clinical Supervision</i>	
CCS	Certified Clinical Supervisor
SCCS	Non-Certified Clinical Supervisor
<i>Co-Occurring Disorders</i>	
SCCD	Specialty Certificate in Co-Occurring Disorders
CCDP	Certified Co-Occurring Disorders Professional
CCDP-D	Certified Co-Occurring Disorders Professional-Diplomate
<i>Criminal Justice</i>	
CCJP	Certified Criminal Justice Professional
<i>Prevention</i>	
APS	Associate Prevention Professional
CPS	Certified Prevention Specialist
<i>Problem Gambling</i>	
SCPG	Specialty Certificate in Problem Gambling
ICGC I & II	Internationally Certified Gambling Counselor I and II
<i>Recovery Coaching</i>	
CARC	Certified Addiction Recovery Coach
CPRS	Certified Peer Recovery Specialist
BOLD	RECIPROCAL CREDENTIAL
NON-RECIPROCAL (NR)	Non-reciprocal credentials are those that individuals did not complete the oral or written portion of their credential exam