

CCB Board of Directors Meeting

Board Meeting Minutes

September 20, 2023

Mission: “cultivating and maintaining the highest standards of professional practice within the recovery field”

Present: Christina Cipriani, Casie DeRosier, Jaya Daptardar, Teodoro Anderson Diaz, Nicole Hampton, Jennifer Kolakowski, Amy Sedgwick, Jennifer Valva, Ebony Wilson

Not Present: Art Mongillo, Eileen Russo

Staff Present: Jeffrey Quamme, Scott Schaefer

I. **Call to Order: Board meeting called to order at 6:44 p.m. by Amy Sedgwick**

II. **Approval of Minutes from May 2023**

MOTION: To approve the May 2023 meeting minutes

Motioned by: Ebony Wilson

Motion Seconded by Christina Cipriani

Outcome: Approved

Abstentions: 0

Voting Record: 10

III. **Credentialing Reports – *written reports attached***

IV. **CEO Report - *No motions, 2 agenda items and no action items submitted – written report attached***

Discussion:

1. LPC/LCSWs are the target audience for AADC certification
2. Reachout to DPH commissioner’s office to discuss use of the AADC exam

V. **Committee Reports**

Executive Committee – No motions, 1 agenda item and no action items submitted

Discussion:

1. Committees need to meet on the months when there is no Board meeting

Finance Committee – No motions, no agenda items and no action items submitted – written reports attached

Ethics Committee – No motions, 1 agenda item and no action items submitted

Discussion:

1. DT fraud case

Programs and Services Committee – No motions, 2 agenda items and no action items submitted – minutes attached

Discussion:

1. We will revisit the strategic plan to see where we are and next steps
2. Jeff would like the committee to start working on a Book Club

VI. *Old Business*

VII. *New Business*

1. The CCB should make a statement to promote the AADC to clinical professionals
 - a. Jeff will talk to Art about that

MOTION: To adjourn the September 2023 Board Meeting

Motioned by: Teodoro Anderson Diaz

Motion Seconded by Casandra Ruela

Outcome: Approved

Abstentions: 0

Voting Record: 8

Meeting Adjourned: 7:58 p.m. by Amy Sedgwick

Board minutes taken by Scott Schaefer



CONNECTICUT CERTIFICATION BOARD

55 WEST MAIN STREET, SUITE 202 MERIDEN, CT 06451 203-440-9595 WWW.CTCERTBOARD.ORG
JEFFREY QUAMME, MS, CNE, CNC, EXECUTIVE DIRECTOR

CEO's Report
September 20, 2023

Good evening and welcome to our first quarterly board meeting of the 2023-2024 fiscal year. I would also like to especially welcome our newest Director, Cassandra Ruela, Executive Director of Paramount Wellness in Haddam, CT.

The Peer Credentialing Project with DMHAS currently is in process. Although our role has been altered by the Office of Recovery Community Affairs, we continue to work alongside our partners to develop a legally defensible and psychometrically sound credential. The contracted psychometric service, Prometric, currently is organizing and evaluating the data from the meetings with the subject matter experts to develop the required Job Analysis, which outlines the competencies (knowledge, skills, and abilities) for successful performance of the role and serves as the backbone for exam development process. Scott is overseeing the work of the subject matter experts for the CCB.

In addition to our products, expertise, and national reputation, developing partnerships with other organizations has always been an asset of the CCB, and we have been able to get access to representatives of other agencies that we have previously not had. We were invited to participate in a networking dinner sponsored by 4 different private providers in the state that can be potential resources when it comes to sponsorship and asset development.

Training events increase in the upcoming quarter with dates set for events at Goodwin University, APT Foundation, CAC/LADC Exam Prep (live or virtual, tbd), TPN.Health (2 sponsored events), and in negotiations with SCADD to provide trainings specific to their needs identified by the Medicaid waiver. We are also developing a 30 hour virtual training program for clinical supervision that meets all of the identified content areas of the CCS credential that will be fee driven and hosted on the TPN platform.

Upon the advice of Secretary Jennifer Kolakowski, we will need to develop a policy and procedures manual to outline our processes and also a guide that covers determination of compensation, performance incentives, etc.

We are able to offer free electronic subscriptions to Counselor Magazine to any director that is interested. I continue to develop content for the e-magazine based on areas of need that they identify. Please let me know if you have interest.

Finally, be sure to order some J. Timothy's dirt wings to go before you leave, you won't regret it!

JQ



CONNECTICUT CERTIFICATION BOARD

55 WEST MAIN STREET, SUITE 202 MERIDEN, CT 06451 203-440-9595 WWW.CTCERTBOARD.ORG
JEFFREY QUAMME, MS, CNE, CNC, EXECUTIVE DIRECTOR

Finance Committee Report September 20, 2023

As we head into the last week of the first quarter of FY 2023-34, the CCB shows a loss of nearly \$14,000 that tracks directly to a payment in about that amount to Prometric, the psychometric service we are using for the DMHAS Peer Credentialing project. That payment comes out of income booked in 2023 from our first installment in the overall peer contract. When looking at actual income vs expenses related to business in the first quarter, we actually took in a few dollars more than we spent.

We sit well above our expectations for the quarter in credentialing dollars, but we also know that those numbers can fluctuate from quarter to quarter. The staff continues to engage those with lapsed credentials to encourage them to renew, as well as reaching out to those who are approved for their respective examinations but have not yet started the process. This is an area where our income is significantly higher than our expenses so getting individuals registered for examinations is important to the bottom line of the organization.

There is an expectation of an influx of training dollars from live events in Q2, given that we have 2 sponsored events with TPN.Health and have made good progress on the development of a 30 hour clinical supervision training program on their platform. We also have a couple of agency specific presentations scheduled and are working on more related to needs for the 1115 waiver.

The podcast continues to attract listeners and attention, and the staff has been working diligently to attract sponsors, including authors/publishers with new materials due to be released. The staff asks for any assistance from the directors in helping to sponsor the show.

Available cash on hand is low at this time, which is not unusual for the end of a quarter. In addition to the quarterly disbursement from DMHAS, we must work diligently to find and develop new streams of income that lie within our mission. This is not just the responsibility of the staff.

Overall, we have had a fairly productive quarter, and look to expanding that as the year progresses.

Jaya Daptardar
Treasurer

FY 2024 YTD 9/20/1023

	2024	YTD
General & Administrative	\$ 190,000.00	\$ 35,336.00
Credentialing	\$ 80,300.00	\$ 23,100.00
Testing	\$ 32,250.00	\$ 6,530.00
Training (incl DL)	\$ 40,500.00	\$ 5,057.00
Podcast	\$ 1,500.00	\$ -
Total Revenue	\$ 344,550.00	\$ 70,023.00
Expenses		
General & Administrative	\$ 318,860.00	\$ 65,352.00
Credentialing	\$ 7,800.00	\$ 16,523.00
Testing	\$ 11,352.00	\$ 1,900.00
Training	\$ 2,000.00	\$ -
Podcast	\$ 1,575.00	\$ -
Total Expenses	\$ 341,587.00	\$ 83,775.00
Net Income (Loss) Operating	\$ 2,963.00	\$ 13,752.00

Accounts Payable	\$ -
Accounts Receivable	\$ -
PayPal	6,320.00
Webster Checking	\$ 7,296.00
WebsterMoney Market	\$ 16,804.00

General & Administrative

Revenue	2024	YTD
DMHAS Grant	\$ 130,500.00	\$ 32,625.00
Maine Peer Recovery Board Admin	\$ 5,000.00	\$ 1,500.00
Annual Conference	\$ 30,000.00	
Fundraising	\$ 10,000.00	\$ 92.00
Website Services	\$ 1,500.00	\$ 198.00
Travel/Misc Reimbursements	\$ 3,000.00	\$ 921.00
Misc/PayPal	\$ 10,000.00	
Total Revenue	\$ 190,000.00	\$ 35,336.00
Expenses		
Gross Salary (including payroll taxes)	\$ 180,000.00	\$ 35,974.00
Benefits	\$ 45,000.00	\$ 9,325.00
Incentive Compensation	\$ 5,000.00	\$ 1,000.00
Rent	\$ 18,000.00	\$ 3,000.00
Insurance	\$ 5,500.00	\$ -
US Postal Service	\$ 150.00	\$ 27.00
Office Supplies	\$ 250.00	\$ 279.00
Office Equipment	\$ 2,000.00	\$ 3,623.00
Software	\$ 2,750.00	\$ 695.00
Telephone & Internet	\$ 5,500.00	\$ 749.00
Office Parking	\$ 960.00	\$ 240.00
Travel & Mileage	\$ 2,500.00	\$ 466.00
Marketing	\$ 1,500.00	\$ 803.00
Food & Meals	\$ 1,250.00	\$ 250.00
Bank/PayPal Fees	\$ 6,250.00	\$ 1,445.00
Legal	\$ 11,000.00	\$ 2,500.00
Accounting	\$ 6,000.00	\$ -
Professional Development	\$ 1,000.00	\$ -
Payroll	\$ 2,500.00	\$ 1,490.00
IT & Web Support	\$ 1,250.00	\$ 602.00
Professional Services-undefined	\$ 500.00	\$ -
Annual Conference	\$ 20,000.00	\$ 2,884.00
Total Expenses	\$ 318,860.00	\$ 65,352.00

Credentialing

Revenue	2023	2024
Addiction Counseling	\$ 60,000.00	\$ 18,010.00
Co-Occurring Disorders	\$ 2,000.00	\$ 705.00
Prevention	\$ 1,500.00	\$ 495.00
Problem Gambling	\$ 2,000.00	\$ 225.00
Clinical Supervision	\$ 2,500.00	\$ 225.00
Medication Assisted Treatment	\$ 150.00	\$ 115.00
Criminal Justice	\$ 150.00	\$ -
Registry	\$ 8,000.00	\$ 1,500.00
Recovery Coach/Peer	\$ 28,000.00	\$ -
Recovery Coach/Peer	\$ 4,000.00	\$ 1,825.00
Total Revenue	\$ 108,300.00	\$ 23,100.00
Expenses		
IC&RC Dues	\$ 800.00	\$ -
IC&RC Credentialing Fees	\$ 2,000.00	\$ 2,490.00
IC&RC Meeting	\$ 5,000.00	
DMHAS Peer Project	\$ -	\$ 14,033.00
Total Expenses	\$ 7,800.00	\$ 16,523.00

Testing

<i>Income</i>	2024	YTD
Addiction Counseling	\$ 22,500.00	\$ 4,810.00
Prevention	\$ 1,500.00	\$ 300.00
Clinical Supervision	\$ 2,250.00	\$ -
Recovery Coach/Peer	\$ 3,000.00	\$ 1,350.00
Testing Center (Non IC&RC)	\$ 3,000.00	\$ 70.00
<i>Total Revenue</i>	\$ 32,250.00	\$ 6,530.00
<i>Expenses</i>		
Addiction Counseling	\$ 8,500.00	\$ 1,500.00
Prevention	\$ 625.00	\$ -
Clinical Supervision	\$ 1,000.00	\$ -
Recovery Coach	\$ 1,200.00	\$ 400.00
<i>Total Expenses</i>	\$ 11,325.00	\$ 1,900.00

Training

Revenue	2024	YTD
Training Event Approvals	\$ 10,000.00	\$ 2,235.00
Training Events	\$ 15,000.00	\$ 150.00
Distance Learning	\$ 15,500.00	\$ 2,672.00
Total Revenue	\$ 40,500.00	\$ 5,057.00
Expenses		
Trainer Fees	\$ -	\$ -
Room Rental	\$ 1,500.00	\$ -
Supplies	\$ 500.00	\$ -
Total Expenses	\$ 2,000.00	\$ -

Podcast

Revenue	2024	YTD
Sponsorship (Packages)	\$ 1,500.00	\$ -
Total Revenue	\$ 1,500.00	\$ -
Expenses		
Editing	\$ 1,200.00	\$ -
Hosting	\$ 125.00	\$ -
Misc Costs	\$ 250.00	\$ -
Total Expenses	\$ 1,575.00	\$ -



Strategic Planning/Programs & Services Meeting Minutes

5/11/2023

Attendees: Christina Cipriani, Scott Schaefer, Jennifer Valva, Ebony Wilson

Facilitator: Jennifer Valva

Meeting called to order at 10:03 am

Discussion items:

1. Focus on creating in-person trainings
 - a. **Recruitment and Employer Retention Clinical Supervision (Jen)**
 - b. LADC Exam Prep (Joanna, Jeff, Board participants)
 - c. Clinical Documentation and Treatment Planning (Ebony)
 - d. Women in Leadership
 - e. Book Club
 - f. Collaborative Documentation
 - g. Types of harm reduction interventions integrated to IOP
 - h. Understanding ASAM dimensions
 - i. Emotional Intelligence
 - j. Leadership trainings
 - k. EMDR
2. Possible free training sites
 - a. Women's Consortium in Hamden
 - b. Bristol library and others that offer space
 - c. Charter Oak?
3. What can be added to our surveys, i.e. "What Can We Do Better?" and add the Needs Assessment Ques.
4. QR codes will be provided for surveys on the conference tables (**confirmed**)

Old Business

New Business

Meeting Adjourned at 10:45 am

Minutes by: Scott Schaefer



CONNECTICUT CERTIFICATION BOARD

55 WEST MAIN STREET, SUITE 202 MERIDEN, CT 06451 203-440-9595 WWW.CTCERTBOARD.ORG
JEFFREY QUAMME, MS, CNE, CNC, EXECUTIVE DIRECTOR

Ethics Committee Report
September 20, 2023

It was brought to the attention of the CCB on August 31, 2023 that CCB certified professional Dennis Tomczak (AADC #5500) pled guilty in U.S. Federal Court in Bridgeport on the charge of making a false statement stemming from his role in a Medicaid fraud scheme. Mr. Tomczak, through his private practice Pathways To Peace, filed false claims to Medicaid in the total amount of \$338,427.11 for clients he had never seen. He received a total of 25% of the illegally obtained payments, with 75% being given to his unnamed partners.

Given the guilty plea and the nature of the offense, CEO Jeffrey Quamme notified Ethics Chair Christina Cipriani immediately, and given the undisputed evidence, it was decided that any active credential held by Mr. Tomczak would be permanently revoked effective September 1, 2023. The following rules, outlined in the CCB Code of Ethical Conduct, were violated:

Rule 1.1

Once certified, a certified professional shall not be convicted for any misdemeanor or felony relating to the individual's ability to provide substance abuse and other behavioral health services as determined by CCB.

Rule 3.1

A certified professional shall not:

- *present or cause to be presented a false or fraudulent claim, or provide any proof in support of such claim, to be paid under any contract or certificate of insurance;*
- *prepare, make, or subscribe to a false or fraudulent account, certificate, affidavit, proof of loss, or other document or writing;*
- *present or cause to be presented a false or fraudulent claim or benefit application, or any false or fraudulent proof in support of such a claim or benefit application, or false or fraudulent information, which would affect a future claim or benefit application, or be paid under any employee benefit program;*
- *seek to have an employee commit fraud or assist in an act of commission or omission to aid fraud related behavior.*

Rule 5.3

A certified professional shall meet and comply with all terms, conditions, or limitations of any professional certification or license he or she holds.

Rule 5.4

A certified professional shall not engage in conduct that does not meet generally accepted standards of practice.

The complainant was notified of the decision with the opportunity to submit an appeal within the allotted time period. The revocation, which is public information, is noted in his record in the CCB database, and any public search of certified professionals through our website will show his credentials as revoked.

The Department of Mental Health and Addiction Services, Department of Public Health and the IC&RC were all notified, which is standard procedure. At present, Mr. Tomczak still holds 2 DPH credentials, the LADC and the LMSW, the latter being granted on the date of the CCB's revocation. There is no licensure action or pending charges noted in the DPH database as of today's date. If no action is documented by October 1, 2023, the CEO will file a formal ethics complaint to DPH in order to protect the public and the integrity of the field.

Respectfully Submitted,

Christina Cipriani
Ethics Committee Chair

CCB Annual Report

Fiscal Year 2023

Data: July 2022 – June 2023

New Certifications - Fiscal Year 2023

Total = 83

	TOTAL	AADC	CAC	CAC - NR	CCS	CCJP	CPS	CPRS	CIT	MATS	SCCD	SCCS	SCPG	SCSA
Total	83	6	41	7	1		1	11	14				2	
Females	58	5	29	3	1			7	12				1	
Males	25	1	12	4			1	4	2				1	
African American	15	3	6					3	3					
American Indian														
Asian														
Caucasian	63	3	32	7	1		1	7	11				1	
Hispanic	5		3					1					1	
Other														

Levels of Education

New Certifications - Fiscal Year 2023: High School/GED/No Degree/Unspecified

Total = 13

	TOTAL	AADC	CAC	CAC - NR	CCS	CCJP	CPS	CPRS	CIT	MATS	SCCD	SCCS	SCPG	SCSA
Total	13		3	3				5	1				1	
Females	7		1	1				4	1					
Males	6		2	2				1					1	
African American														
American Indian														
Asian														
Caucasian	11		3	3				4	1					
Hispanic	2							1					1	
Other														

CCB Annual Report

Fiscal Year 2023

Data: July 2022 – June 2023

Levels of Education (cont'd)

New Certifications - Fiscal Year 2023: Associate Arts or Science/DARC/PACCT

Total = 17

	TOTAL	AADC	CAC	CAC - NR	CCS	CCJP	CPS	CPRS	CIT	MATS	SCCD	SCCS	SCPG	SCSA
Total	17		6	4				2	4				1	
Females	11		4	2					4				1	
Males	6		2	2				2						
African American														
American Indian														
Asian														
Caucasian	17		6	4				2	4				1	
Hispanic														
Other														

New Certifications - Fiscal Year 2023: Bachelor Arts/Bachelor Science

Total = 21

	TOTAL	AADC	CAC	CAC - NR	CCS	CCJP	CPS	CPRS	CIT	MATS	SCCD	SCCS	SCPG	SCSA
Total	21		10		1		1	2	7					
Females	16		7		1			2	6					
Males	5		3				1		1					
African American	4							2	2					
American Indian														
Asian														
Caucasian	16		9		1		1		5					
Hispanic	1		1											
Other														

CCB Annual Report

Fiscal Year 2023

Data: July 2022 – June 2023

Levels of Education (cont'd)

New Certifications - Fiscal Year 2023: Master Arts/Master Science or Higher

Total = 32

	TOTAL	AADC	CAC	CAC - NR	CCS	CCJP	CPS	CPRS	CIT	MATS	SCCD	SCCS	SCPG	SCSA
Total	32	6	22					2	2					
Females	24	5	17					1	1					
Males	8	1	5					1	1					
African American	11	3	6					1	1					
American Indian														
Asian														
Caucasian	19	3	14					1	1					
Hispanic	2		2											
Other														

Exam Data

Addiction Counseling

<i>AADC – Form 14</i>	July-September	October-December	January-March	April-June
Total Test Takers			1	
Pass Rate			100.00% (n = 1)	
Domains				
Screening, Assessment, and Engagement			79.31%	0.00%
Treatment Planning, Collaboration, and Referral			72.73%	0.00%
Counseling			74.29%	0.00%
Professional and Ethical Responsibilities			76.92%	0.00%

CCB Annual Report

Fiscal Year 2023

Data: July 2022 – June 2023

Exam Data (cont'd)

Addiction Counseling

<i>AADC – Form 15</i>	July-September		October-December		January-March		April-June	
Total Test Takers							1	
Pass Rate							100.00% (n = 1)	
Domains								
Screening, Assessment, and Engagement							75.86%	0.00%
Treatment Planning, Collaboration, and Referral							72.73%	0.00%
Counseling							80.00%	0.00%
Professional and Ethical Responsibilities							74.36%	0.00%

<i>CAC – Form 19</i>	July-September		October-December		January-March		April-June	
Total Test Takers	19		16		7			
Pass Rate	84.21% (n = 16)		81.25% (n = 13)		57.14% (n = 4)			
Domains								
Screening, Assessment, and Engagement	78.88%	54.02%	74.54%	41.38%	75.86%	51.72%		
Treatment Planning, Collaboration, and Referral	79.04%	61.76%	77.38%	52.94%	83.09%	67.65%		
Counseling	78.57%	60.95%	72.75%	49.52%	84.29%	58.10%		
Professional and Ethical Responsibilities	82.41%	76.54%	79.20%	55.56%	78.70%	59.26%		

<i>CAC – Form 20</i>	July-September		October-December		January-March		April-June	
Total Test Takers					5		11	
Pass Rate					80.00% (n = 4)		90.00% (n = 10)	
Domains								
Scientific Principles of Substance Use and Co-Occurring Disorders					83.87%	58.06%	83.87%	70.97%
Evidence-Based Screening & Assessment					81.00%	68.00%	82.40%	48.00%
Evidence-Based Treatment, Counseling, and Referral					85.53%	50.00%	86.32%	55.26%
Professional, Ethical, and Legal Responsibilities					86.29%	74.19%	84.84%	61.29%

CCB Annual Report

Fiscal Year 2023

Data: July 2022 – June 2023

Exam Data (cont'd)

Clinical Supervision

	July-September		October-December		January-March		April-June	
Total Test Takers								
Pass Rate								
Domains								
Counselor Development								
Professional and Ethical Standards								
Program Development and Quality Assurance								
Assessing Counselor Competencies and Performance								
Treatment Knowledge								

Peer Recovery

	July-September		October-December		January-March		April-June	
Total Test Takers	3		6		1		3	
Pass Rate	100.00% (n = 3)		66.67% (n = 4)		0.00% (n = 0)		100.00% (n = 3)	
Domains								
Advocacy	91.11%	0.00%	80.00%	56.67%	0.00%	26.67%	77.78%	0.00%
Ethical Responsibility	84.21%	0.00%	78.95%	55.26%	0.00%	47.37%	78.95%	0.00%
Mentoring and Wellness	85.42%	0.00%	81.25%	53.13%	0.00%	62.50%	77.08%	0.00%
Recovery/Wellness Support	86.67%	0.00%	75.00%	53.33%	0.00%	40.00%	84.44%	0.00%

Prevention Specialist

	July-September		October-December		January-March		April-June	
Total Test Takers	1							
Pass Rate	100.00% (n = 1)							
Domains								
Planning and Evaluation	86.49%	0.00%						
Prevention Education and Service Delivery	77.78%	0.00%						
Communication	87.50%	0.00%						
Community Organization	89.47%	0.00%						
Public Policy and Environmental Change	93.33%	0.00%						
Professional Growth and Responsibility	94.74%	0.00%						

CCB Annual Report

Fiscal Year 2023

Data: July 2022 – June 2023

EXAM SUMMARY – Fiscal Year 2023

Data concerning the number of candidates who pass the exam and number of new certifications issued will often not be identical. This is due to several factors, including Board policy to allow individuals who hold the Counselor In Training (CIT) credential to take the standardized exam without meeting all other requirements for certification (their certification will become effective in future years once all minimal standards have been met), and CITs who have passed the exam in previous years completing all requirements and becoming certified in this fiscal year. In practice, it is possible in any given fiscal year to have either more applicants passing the test than becoming certified or vice versa.

The exam data identifies the overall pass rate and provides a detailed breakdown of those who passed the exam and their associated pass rate percentages as well as a detailed breakdown of those who failed the exam and their associated pass rate percentages per domain. For example, during January – March for the Addiction Counselor exam, there were a total of 5 test takers. Out of those 5, 4 passed the exam for an overall pass rate of 80.00 %. For the 'Scientific Principles of Substance Use and Co-Occurring Disorders' domain, the 4 who passed the exam averaged an 83.87% pass rate for that domain. For the 1 who failed the exam, the average pass rate for that domain was 58.06%. The percentage rates for each domain are the average in that domain for all who passed (left column) and then the same for those who failed (right column).

Addiction Counseling

	January-March	
Total Test Takers	5	
Pass Rate	80.00% (n = 4)	
Domains		
Scientific Principles of Substance Use and Co-Occurring Disorders	83.87%	58.06%
Evidence-Based Screening & Assessment	81.00%	68.00%
Evidence-Based Treatment, Counseling, and Referral	85.53%	50.00%
Professional, Ethical, and Legal Responsibilities	86.29%	74.19%

CCB Annual Report

Fiscal Year 2023

Data: July 2022 – June 2023

Listed below are the strong and weak areas per exam domain in descending order with the strongest areas listed first.

Addiction Counseling

1. Professional and Ethical Responsibility
2. Counseling
3. Treatment Planning, Collaboration, and Referral
4. Screening, Assessment, and Engagement

Addiction Counseling – Form 20

1. Evidence-Based Treatment, Counseling, and Referral
2. Professional, Ethical, and Legal Responsibilities
3. Scientific Principles of Substance Use and Co-Occurring Disorders
4. Evidence-Based Screening & Assessment

Peer Recovery

1. Advocacy
2. Recovery/Wellness Support
3. Mentoring and Wellness
4. Ethical Responsibility

Prevention Specialist

1. Professional Growth and Responsibility
2. Public Policy and Environmental Change
3. Community Organization
4. Communication
5. Planning and Evaluation
6. Prevention Education and Service Delivery

CCB Annual Report

Fiscal Year 2023

Data: July 2022 – June 2023

Recommendations on trends, issues and needs of DMHAS workforce development Fiscal Year 2023

The CCB, having earned the reputation of being thought leaders in the SUD prevention, treatment and recovery industry across our country, has afforded us the unique opportunity to have ongoing consult and conversation with administrators, practitioners, and researchers about trends and needs of our workforce. Although our state is far ahead of others in terms of workforce competency, much of what needs to be addressed is universal. A summary of those needs follows:

- Clinical supervision continues to be an area for improvements: Oftentimes, individuals are placed in clinical supervision positions for reasons unrelated to the competencies of a supervisor:
 - They are outstanding clinicians;
 - They manage difficult caseloads;
 - Thrust into the position due to longevity and attrition, and;
 - They are licensed and have the ability to sign off on clinical documents.
 - The reality is that many individuals in the position have received little or no training on clinical supervision, and research by Dr. Carol Falender of UCLA and Pepperdine University shows that the quality of clinical supervision affects client outcomes. More training and support for those in clinical supervision positions, or for those desiring to hold that role, is necessary.
- As payment issues, including the Medicaid waver, continue to be a focus for the field, the purpose of credentialing for both professionals and their employers is to have the ability to secure payment for services rather than to verify the competency of the professional to protect the client. Individuals holding the strongest billing credentials from DPH (LCSW, LPC) are preferred to provide service, but do these individuals have the verified competency with individuals who have substance use disorders? The answer would be yes for some, no for others. We would recommend that those professionals hold the CCB/IC&RC's Advanced Alcohol and Drug Counselor credential, which actually has a higher standard than the LADC, and verifies competency with individuals with SUDs and CODs.
- There is a tendency in the field to use significant resources on the most pressing or most well promoted interventions, often at the expense of longstanding issues that remain. For example, when opioid use reached a crisis stage, training and professional development, as well as treatment focus went squarely in that direction, although issues such as alcohol and smoking continue to take people's lives. At present, there is a tremendous amount of focus on trauma that experts (Dr. Robert Lynn of Rutgers) are concerned that clinicians are more focused on mining for pathology that can be attributed to trauma rather than treating what the client presents to them or wishes to focus on. Are we, as a field,

CCB Annual Report

Fiscal Year 2023

Data: July 2022 – June 2023

focusing on trauma at the expense of celebrating one's resilience? In many cases, that is accurate.

The CCB is focusing on clinical supervision training as a priority this fiscal year to train those in the competencies of the role. We are presently developing a 30 hour program that includes updated parts of Dr. David Powell's original curriculum and information from other experts, including the aforementioned Dr. Falender. We have trainers from around the state and country who are professionally certified as Clinical Supervisors or hold Ph.Ds. in the field.

Thank you for allowing us this opportunity to offer this discussion on workforce training needs for the upcoming fiscal year.

Jeffrey Quamme, MS, AADC, CCS, CNE, CNC
Chief Executive Officer

CCB Annual Report

Fiscal Year 2023

Data: July 2022 – June 2023

Number of applications for certification reviewed between July 2022 – June 2023

AADC	2
APS	
CAC	40
CCS	
CCJP	
CPRS	13
CPS	1
CIT	16
MATS	
SCCD	
SCCS	
SCPG	2
SCSA	
<i>Total Applications Reviewed</i>	74

Number of renewals processed between July 2022 – June 2023

AADC	69
APS	
CAC	181
CCS	13
CCDP	29
CARC	1
CCJP	5
CPRS	14
CPS	17
MATS	11
SCCD	3
SCCS	
SCPG	14
SCSA	1
<i>Total Renewals Processed</i>	358

CCB Annual Report

Fiscal Year 2023

Data: July 2022 – June 2023



CCB Training Evaluation Form

Title of Training Attended: **Overview of the CCB Certification Process**

Date:

Name of Instructor: **Jeffrey Quamme**

Please circle the number that you feel best answers each statement (please circle only one number)

Strongly Disagree			Agree			Strongly Agree
1	2	3	4	5		

1. I found the content in the training useful	<u>1</u>	<u>2</u>	<u>3</u>	<u>4</u>	<u>5</u>
---	----------	----------	----------	----------	----------

2. I enjoyed the training event	<u>1</u>	<u>2</u>	<u>3</u>	<u>4</u>	<u>5</u>
---------------------------------	----------	----------	----------	----------	----------

3. The training event met my expectations	<u>1</u>	<u>2</u>	<u>3</u>	<u>4</u>	<u>5</u>
---	----------	----------	----------	----------	----------

4. The training will assist me to be more effective in my job	<u>1</u>	<u>2</u>	<u>3</u>	<u>4</u>	<u>5</u>
---	----------	----------	----------	----------	----------

5. The teaching strategies used were effective	<u>1</u>	<u>2</u>	<u>3</u>	<u>4</u>	<u>5</u>
--	----------	----------	----------	----------	----------

6. The presenters' presentation skills were effective	<u>1</u>	<u>2</u>	<u>3</u>	<u>4</u>	<u>5</u>
---	----------	----------	----------	----------	----------

7. I was satisfied with the training and would recommend it to colleagues	<u>1</u>	<u>2</u>	<u>3</u>	<u>4</u>	<u>5</u>
---	----------	----------	----------	----------	----------

8. Comments about the training event:

CCB Annual Report

Fiscal Year 2023

Data: July 2022 – June 2023

Thank You!



CCB Training Evaluation Form

Title of Training Attended: **Certification Process Coaching Session**

Date:

Name of Instructor: **Jeffrey Quamme**

Please circle the number that you feel best answers each statement (please circle only one number)

Strongly Disagree		Agree		Strongly Agree
1	2	3	4	5
1. I found the content in the training useful				
2. I enjoyed the training event				
3. The training event met my expectations				
4. The training will assist me to be more effective in my job				
5. The teaching strategies used were effective				
6. The presenters' presentation skills were effective				
7. I was satisfied with the training and would recommend it to colleagues				
8. The training space was functional for the purpose of the event				

9. Comments about the training event:

CCB Annual Report

Fiscal Year 2023

Data: July 2022 – June 2023

Thank You!



CONNECTICUT CERTIFICATION BOARD, INC.

CLASS EVALUATION SUMMARY

Course Name:	Certification Process Overview and Coaching
Date(s):	July 12, 2022
Presenter(s):	Ashley Tyler-Hitchcock
Site and Room:	Zoom video

Evaluation Response Analysis

	Ques. 1	Ques. 2	Ques. 3	Ques. 4	Ques. 5	Ques. 6	Ques. 7
Responses	3	3	3	3	3	3	3
5's #	3	2	2	3	3	3	3
5's %	100.00%	66.67%	66.67%	100.00%	100.00%	100.00%	100.00%
4's #	0	1	1	0	0	0	0
4's %	0%	33.33%	33.33%	0%	0%	0%	0%
3's #	0	0	0	0	0	0	0
3's %	0%	0%	0%	0%	0%	0%	0%
2's #	0	0	0	0	0	0	0
2's %	0%	0%	0%	0%	0%	0%	0%
1's #	0	0	0	0	0	0	0
1's %	0%	0%	0%	0%	0%	0%	0%
Item Avg	5.00	4.67	4.67	5.00	5.00	5.00	5.00

Number of Class Participants:

Respondents: 3

Course Average: 4.91

Comments

- I have addressed these already thanks
- Great training!
- None at this time.

CCB Annual Report

Fiscal Year 2023

Data: July 2022 – June 2023



CONNECTICUT CERTIFICATION BOARD, INC. **CLASS EVALUATION SUMMARY**

Course Name:	Certification Process Overview and Coaching
Date(s):	August 9, 2022
Presenter(s):	Ashley Tyler-Hitchcock
Site and Room:	Zoom video

Evaluation Response Analysis

	Ques. 1	Ques. 2	Ques. 3	Ques. 4	Ques. 5	Ques. 6	Ques. 7
Responses	4	4	4	4	4	4	4
5's #	2	2	1	1	1	1	2
5's %	50.00%	50.00%	25.00%	25.00%	25.00%	25.00%	50.00%
4's #	2	2	3	3	3	3	2
4's %	50.00%	50.00%	75.00%	75.00%	75.00%	75.00%	50.00%
3's #	0	0	0	0	0	0	0
3's %	0%	0%	0%	0%	0%	0%	0%
2's #	0	0	0	0	0	0	0
2's %	0%	0%	0%	0%	0%	0%	0%
1's #	0	0	0	0	0	0	0
1's %	0%	0%	0%	0%	0%	0%	0%
Item Avg	4.50	4.50	4.25	4.25	4.25	4.25	4.50

Number of Class Participants:

Respondents: 4

Course Average: 4.36

Comments

- Only questions are in regards to which CEUS would qualify for each category
- N/A
- I don't have any questions at this time.



CCB Annual Report

Fiscal Year 2023

Data: July 2022 – June 2023

CONNECTICUT CERTIFICATION BOARD, INC.

CLASS EVALUATION SUMMARY

Course Name:	Certification Process Overview and Coaching
Date(s):	September 13, 2022
Presenter(s):	Ashley Tyler-Hitchcock
Site and Room:	Zoom video

Evaluation Response Analysis

	Ques. 1	Ques. 2	Ques. 3	Ques. 4	Ques. 5	Ques. 6	Ques. 7
Responses	1	1	1	1	1	1	1
5's #	1	1	1	1	0	0	1
5's %	100.00%	100.00%	100.00%	100.00%	100.00%	0%	100.00%
4's #	0	0	0	0	0	1	0
4's %	0%	0%	0%	0%	0%	50.00%	0%
3's #	0	0	0	0	0	0	0
3's %	0%	0%	0%	0%	0%	0%	0%
2's #	0	0	0	0	0	0	0
2's %	0%	0%	0%	0%	0%	0%	0%
1's #	0	0	0	0	0	0	0
1's %	0%	0%	0%	0%	0%	0%	0%
Item Avg	5.00	5.00	5.00	5.00	5.00	4.00	5.00

Number of Class Participants:

Respondents: 1

Course Average: 4.86

Comments

- No questions at the moment.

CCB Annual Report

Fiscal Year 2023

Data: July 2022 – June 2023



CONNECTICUT CERTIFICATION BOARD, INC. **CLASS EVALUATION SUMMARY**

Course Name:	Certification Process Overview and Coaching
Date(s):	October 11, 2022
Presenter(s):	Ashley Tyler-Hitchcock
Site and Room:	Zoom video

Evaluation Response Analysis

	Ques. 1	Ques. 2	Ques. 3	Ques. 4	Ques. 5	Ques. 6	Ques. 7
Responses	6	6	6	6	6	6	6
5's #	5	4	4	4	5	5	4
5's %	83.33%	66.67%	66.67%	66.67%	83.33%	83.33%	66.67%
4's #	1	1	2	2	1	1	2
4's %	16.67%	16.67%	33.33%	33.33%	16.67%	16.67%	33.33%
3's #	0	1	0	0	0	0	0
3's %	0%	16.67%	0%	0%	0%	0%	0%
2's #	0	0	0	0	0	0	0
2's %	0%	0%	0%	0%	0%	0%	0%
1's #	0	0	0	0	0	0	0
1's %	0%	0%	0%	0%	0%	0%	0%
Item Avg	4.83	4.50	4.67	4.67	4.83	4.83	4.67

Number of Class Participants:

Respondents: 6

Course Average: 4.71

Comments

- None at this time. I'm sure some questions will arise once I start the application.
- None at this time.

CCB Annual Report

Fiscal Year 2023

Data: July 2022 – June 2023



CONNECTICUT CERTIFICATION BOARD, INC. **CLASS EVALUATION SUMMARY**

Course Name:	Certification Process Overview and Coaching
Date(s):	November 8, 2022
Presenter(s):	Ashley Tyler-Hitchcock
Site and Room:	Zoom video

Evaluation Response Analysis

	Ques. 1	Ques. 2	Ques. 3	Ques. 4	Ques. 5	Ques. 6	Ques. 7
Responses	1	1	1	1	1	1	1
5's #	1	1	1	1	1	1	1
5's %	100.00%	100.00%	100.00%	100.00%	100.00%	100.00%	100.00%
4's #	0	0	0	0	0	0	0
4's %	0%	0%	0%	0%	0%	0%	0%
3's #	0	0	0	0	0	0	0
3's %	0%	0%	0%	0%	0%	0%	0%
2's #	0	0	0	0	0	0	0
2's %	0%	0%	0%	0%	0%	0%	0%
1's #	0	0	0	0	0	0	0
1's %	0%	0%	0%	0%	0%	0%	0%
Item Avg	5.00	5.00	5.00	5.00	5.00	5.00	5.00

Number of Class Participants:

Respondents: 1

Course Average: 5.00

Comments

- So far my questions were answered, and I think the information was great and motivational.

CCB Annual Report

Fiscal Year 2023

Data: July 2022 – June 2023



CONNECTICUT CERTIFICATION BOARD, INC. **CLASS EVALUATION SUMMARY**

Course Name:	Certification Process Overview and Coaching
Date(s):	December 13, 2022
Presenter(s):	Ashley Tyler-Hitchcock
Site and Room:	Zoom video

Evaluation Response Analysis

	Ques. 1	Ques. 2	Ques. 3	Ques. 4	Ques. 5	Ques. 6	Ques. 7
Responses	2	2	2	2	2	2	2
5's #	1	2	1	1	1	1	1
5's %	50.00%	100.00%	50.00%	50.00%	50.00%	50.00%	50.00%
4's #	1	0	1	1	0	1	0
4's %	50.00%	0%	50.00%	50.00%	0%	50.00%	0%
3's #	0	0	0	0	1	0	1
3's %	0%	0%	0%	0%	50.00%	0%	50.00%
2's #	0	0	0	0	0	0	0
2's %	0%	0%	0%	0%	0%	0%	0%
1's #	0	0	0	0	0	0	0
1's %	0%	0%	0%	0%	0%	0%	0%
Item Avg	4.50	4.50	4.50	4.50	4.50	4.50	4.00

Number of Class Participants:

Respondents: 2

Course Average: 4.43

Comments

- None at this time.

CCB Annual Report

Fiscal Year 2023

Data: July 2022 – June 2023



CONNECTICUT CERTIFICATION BOARD, INC. **CLASS EVALUATION SUMMARY**

Course Name:	Certification Process Overview and Coaching
Date(s):	January 11, 2023
Presenter(s):	Ashley Tyler-Hitchcock
Site and Room:	Zoom video

Evaluation Response Analysis

	Ques. 1	Ques. 2	Ques. 3	Ques. 4	Ques. 5	Ques. 6	Ques. 7
Responses	8	8	8	8	8	8	8
5's #	7	6	5	7	6	6	7
5's %	87.50%	75.00%	62.50%	87.50%	75.00%	75.00%	87.50%
4's #	1	1	2	1	1	2	0
4's %	12.50%	12.50%	25.00%	12.50%	12.50%	25.00%	0%
3's #	0	1	1	0	1	0	1
3's %	0%	12.50%	12.50%	0%	12.50%	0%	12.50%
2's #	0	0	0	0	0	0	0
2's %	0%	0%	0%	0%	0%	0%	0%
1's #	0	0	0	0	0	0	0
1's %	0%	0%	0%	0%	0%	0%	0%
Item Avg	4.88	4.63	4.50	4.88	4.63	4.75	4.75

Number of Class Participants:

Respondents: 8

Course Average: 4.72

Comments

- I'd still like to discuss my particular situation. I will request an appointment with Jeff. Thanks so much!
- What course classes would be considered for the CIT ethic hours if I have a DARC certificate?
- No Questions, Super clear information given. I feel comfortable moving forward in his process now that i know the expectations and the process.

CCB Annual Report

Fiscal Year 2023

Data: July 2022 – June 2023



CONNECTICUT CERTIFICATION BOARD, INC. **CLASS EVALUATION SUMMARY**

Course Name:	Certification Process Overview and Coaching
Date(s):	February 14, 2023
Presenter(s):	Ashley Tyler-Hitchcock
Site and Room:	Zoom video

Evaluation Response Analysis

	Ques. 1	Ques. 2	Ques. 3	Ques. 4	Ques. 5	Ques. 6	Ques. 7
Responses	3	3	3	3	3	3	3
5's #	3	3	3	3	3	3	3
5's %	100.00%	100.00%	100.00%	100.00%	100.00%	100.00%	100.00%
4's #	0	0	0	0	0	0	0
4's %	0%	0%	0%	0%	0%	0%	0%
3's #	0	0	0	0	0	0	0
3's %	0%	0%	0%	0%	0%	0%	0%
2's #	0	0	0	0	0	0	0
2's %	0%	0%	0%	0%	0%	0%	0%
1's #	0	0	0	0	0	0	0
1's %	0%	0%	0%	0%	0%	0%	0%
Item Avg	5.00	5.00	5.00	5.00	5.00	5.00	5.00

Number of Class Participants:

Respondents: 3

Course Average: 5.00

Comments

- The presentation was informative and helpful.
- None at this time.

CCB Annual Report

Fiscal Year 2023

Data: July 2022 – June 2023



CONNECTICUT CERTIFICATION BOARD, INC. **CLASS EVALUATION SUMMARY**

Course Name:	Harm Reduction Workshop
Date(s):	March 10, 2023
Presenter(s):	Jeffrey Quamme
Site and Room:	DeKoven Community Center - Middletown

Evaluation Response Analysis

	Ques. 1	Ques. 2	Ques. 3	Ques. 4	Ques. 5	Ques. 6	Ques. 7
Responses	31	31	31	31	31	31	31
5's #	22	21	16	15	19	22	21
5's %	70.97%	67.74%	53.33%	48.39%	63.33%	70.97%	67.74%
4's #	7	5	8	12	6	4	4
4's %	22.58%	16.13%	26.67%	38.71%	20.00%	12.90%	12.90%
3's #	2	5	4	4	5	5	1
3's %	6.45%	16.13%	13.33%	12.90%	16.67%	16.13%	3.23%
2's #	0	0	2	0	0	0	0
2's %	0%	0%	6.67%	0%	0%	0%	0%
1's #	0	0	0	0	0	0	0
1's %	0%	0%	0%	0%	0%	0%	0%
Item Avg	4.65	4.52	4.27	4.35	4.47	4.55	4.45

Number of Class Participants:

Respondents: 31

Course Average: 4.47

Comments

- Specific resources (providers) in CT for client's interested in things like Sinclair method, some people still want that.
- Liability and doing HR work as a clinical professional.
- Given the importance of this topic, I would love to see a certification for those of us who have been doing harm reduction work and think this topic should be added as a certification and re-certification requirement.

CCB Annual Report

Fiscal Year 2023

Data: July 2022 – June 2023



CONNECTICUT CERTIFICATION BOARD, INC. **CLASS EVALUATION SUMMARY**

Course Name:	Certification Process Overview and Coaching
Date(s):	March 14, 2023
Presenter(s):	Ashley Tyler-Hitchcock
Site and Room:	Zoom video

Evaluation Response Analysis

	Ques. 1	Ques. 2	Ques. 3	Ques. 4	Ques. 5	Ques. 6	Ques. 7
Responses	2	2	2	2	2	2	2
5's #	2	2	2	2	2	2	2
5's %	66.67%	66.67%	66.67%	66.67%	66.67%	66.67%	66.67%
4's #	1	1	1	1	1	1	0
4's %	33.33%	33.33%	33.33%	33.33%	33.33%	33.33%	0%
3's #	0	0	0	0	0	0	1
3's %	0%	0%	0%	0%	0%	0%	33.33%
2's #	0	0	0	0	0	0	0
2's %	0%	0%	0%	0%	0%	0%	0%
1's #	0	0	0	0	0	0	0
1's %	0%	0%	0%	0%	0%	0%	0%
Item Avg	4.67	4.67	4.67	4.67	4.67	4.67	4.33

Number of Class Participants:

Respondents: 2

Course Average: 4.62

Comments

- None at this time.

CCB Annual Report

Fiscal Year 2023

Data: July 2022 – June 2023



CONNECTICUT CERTIFICATION BOARD, INC. **CLASS EVALUATION SUMMARY**

Course Name:	Certification Process Overview and Coaching
Date(s):	April 11, 2023
Presenter(s):	Ashley Tyler-Hitchcock
Site and Room:	Zoom video

Evaluation Response Analysis

	Ques. 1	Ques. 2	Ques. 3	Ques. 4	Ques. 5	Ques. 6	Ques. 7
Responses	2	2	2	2	2	2	2
5's #	2	2	1	2	1	1	1
5's %	100.00%	100.00%	50.00%	100.00%	50.00%	50.00%	50.00%
4's #	0	0	1	0	0	1	1
4's %	0%	0%	50.00%	0%	0%	50.00%	50.00%
3's #	0	0	0	0	1	0	0
3's %	0%	0%	0%	0%	50.00%	0%	0%
2's #	0	0	0	0	0	0	0
2's %	0%	0%	0%	0%	0%	0%	0%
1's #	0	0	0	0	0	0	0
1's %	0%	0%	0%	0%	0%	0%	0%
Item Avg	5.00	5.00	4.50	5.00	4.00	4.50	4.50

Number of Class Participants:

Respondents: 2

Course Average: 4.64

Comments

- All questions were answered during the training.
- I enjoyed myself and found this to be a great stepping stone for my future accolades.

CCB Annual Report

Fiscal Year 2023

Data: July 2022 – June 2023



CONNECTICUT CERTIFICATION BOARD, INC. **CLASS EVALUATION SUMMARY**

Course Name:	Certification Process Overview and Coaching
Date(s):	April 17, 2023
Presenter(s):	Ashley Tyler-Hitchcock
Site and Room:	Gateway Community College

Evaluation Response Analysis

	Ques. 1	Ques. 2	Ques. 3	Ques. 4	Ques. 5	Ques. 6	Ques. 7
Responses	5	5	5	5	5	5	5
5's #	4	4	5	4	4	4	5
5's %	80.00%	80.00%	100.00%	80.00%	80.00%	80.00%	100.00%
4's #	1	1	0	1	1	1	0
4's %	20.00%	20.00%	0%	20.00%	20.00%	20.00%	0%
3's #	0	0	0	0	0	0	0
3's %	0%	0%	0%	0%	0%	0%	0%
2's #	0	0	0	0	0	0	0
2's %	0%	0%	0%	0%	0%	0%	0%
1's #	0	0	0	0	0	0	0
1's %	0%	0%	0%	0%	0%	0%	0%
Item Avg	4.80	4.80	5.00	4.80	4.80	4.80	5.00

Number of Class Participants:

Respondents: 5

Course Average: 4.86

Comments

- None

CCB Annual Report

Fiscal Year 2023

Data: July 2022 – June 2023



CONNECTICUT CERTIFICATION BOARD, INC. **CLASS EVALUATION SUMMARY**

Course Name:	Certification Process Overview and Coaching
Date(s):	May 9, 2023
Presenter(s):	Ashley Tyler-Hitchcock
Site and Room:	Zoom video

Evaluation Response Analysis

	Ques. 1	Ques. 2	Ques. 3	Ques. 4	Ques. 5	Ques. 6	Ques. 7
Responses	3	3	3	3	3	3	3
5's #	3	3	3	2	2	3	3
5's %	100.00%	100.00%	100.00%	66.67%	66.67%	100.00%	100.00%
4's #	0	0	0	0	1	0	0
4's %	0%	0%	0%	0%	33.33%	0%	0%
3's #	0	0	0	1	0	0	0
3's %	0%	0%	0%	33.33%	0%	0%	0%
2's #	0	0	0	0	0	0	0
2's %	0%	0%	0%	0%	0%	0%	0%
1's #	0	0	0	0	0	0	0
1's %	0%	0%	0%	0%	0%	0%	0%
Item Avg	5.00	5.00	5.00	4.33	4.67	5.00	5.00

Number of Class Participants:

Respondents: 3

Course Average: 4.86

Comments

- I had my questions answered adequately.
- N/A
- All answered.

CCB Annual Report

Fiscal Year 2023

Data: July 2022 – June 2023



CONNECTICUT CERTIFICATION BOARD, INC. **CLASS EVALUATION SUMMARY**

Course Name:	Certification Process Overview and Coaching
Date(s):	June 13, 2023
Presenter(s):	Ashley Tyler-Hitchcock
Site and Room:	Zoom video

Evaluation Response Analysis

	Ques. 1	Ques. 2	Ques. 3	Ques. 4	Ques. 5	Ques. 6	Ques. 7
Responses	2	2	2	2	2	2	2
5's #	1	2	1	2	2	2	2
5's %	50.00%	100.00%	50.00%	100.00%	100.00%	100.00%	100.00%
4's #	1	0	1	0	0	0	0
4's %	50.00%	0%	50.00%	0%	0%	0%	0%
3's #	0	0	0	0	0	0	0
3's %	0%	0%	0%	0%	0%	0%	0%
2's #	0	0	0	0	0	0	0
2's %	0%	0%	0%	0%	0%	0%	0%
1's #	0	0	0	0	0	0	0
1's %	0%	0%	0%	0%	0%	0%	0%
Item Avg	4.50	5.00	4.50	5.00	5.00	5.00	5.00

Number of Class Participants:

Respondents: 2

Course Average: 4.86

Comments

- None at this time.

CCB Annual Report

Fiscal Year 2023

Data: July 2022 – June 2023



CONNECTICUT CERTIFICATION BOARD, INC. **CLASS EVALUATION SUMMARY**

Course Name:	Ethics
Date(s):	June 13, 2023
Presenter(s):	Jeffrey Quamme
Site and Room:	Zoom video

Evaluation Response Analysis

	Ques. 1	Ques. 2	Ques. 3	Ques. 4	Ques. 5	Ques. 6	Ques. 7
Responses	15	15	15	15	15	15	15
5's #	14	13	13	14	11	13	14
5's %	93.33%	86.67%	86.67%	93.33%	73.33%	86.67%	93.33%
4's #	1	2	2	1	4	2	1
4's %	6.67%	13.33%	13.33%	6.67%	26.67%	13.33%	6.67%
3's #	0	0	0	0	0	0	0
3's %	0%	0%	0%	0%	0%	0%	0%
2's #	0	0	0	0	0	0	0
2's %	0%	0%	0%	0%	0%	0%	0%
1's #	0	0	0	0	0	0	0
1's %	0%	0%	0%	0%	0%	0%	0%
Item Avg	4.93	4.87	4.87	4.93	4.73	4.87	4.93

Number of Class Participants:

Respondents: 15

Course Average: 4.88

Comments

- The duration was too short. Would have liked it to have been a couple more hours.
- I do not have any questions - I thought it was great overall. I loved that it was discussion based, however, I think it's going to take some time for staff to get used to this method and feel comfortable participating as most trainings are typically PPT presentations and don't require much discussion in between slides.
- It was a very interesting training. The topic can sometimes be dull but this one was engaging and informative.

CCB Annual Report

Fiscal Year 2023

Data: July 2022 – June 2023

CCB Credential Acronyms	
<i>Addiction Counseling</i>	
CIT	Counselor In Training
AADC	Advanced Alcohol and Drug Counselor
CAC	Certified Addiction Counselor
CAC-P	Certified Addiction Counselor-Provisional
SCSA	Specialty Certificate in Substance Abuse
MATS	Medication Assisted Treatment Specialist
<i>Clinical Supervision</i>	
CCS	Certified Clinical Supervisor
SCCS	Non-Certified Clinical Supervisor
<i>Co-Occurring Disorders</i>	
SCCD	Specialty Certificate in Co-Occurring Disorders
CCDP	Certified Co-Occurring Disorders Professional
CCDP-D	Certified Co-Occurring Disorders Professional-Diplomate
<i>Criminal Justice</i>	
CCJP	Certified Criminal Justice Professional
<i>Prevention</i>	
APS	Associate Prevention Professional
CPS	Certified Prevention Specialist
<i>Problem Gambling</i>	
SCPG	Specialty Certificate in Problem Gambling
ICGC I & II	Internationally Certified Gambling Counselor I and II
<i>Recovery Coaching</i>	
CARC	Certified Addiction Recovery Coach
CPRS	Certified Peer Recovery Specialist
BOLD	RECIPROCAL CREDENTIAL
NON-RECIPROCAL (NR)	Non-reciprocal credentials are those that individuals did not complete the oral or written portion of their credential exam

CCB Quarterly Report

Fiscal Year 2023 - Quarter 4

Data: April 2023 - June 2023

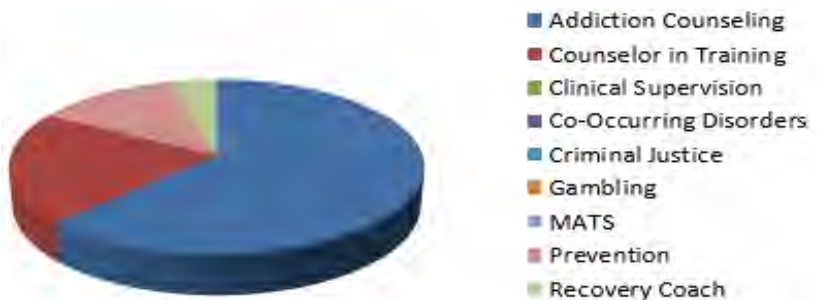
A total of 14 certifications were issued by the CCB this quarter in the following areas:

Addiction Counseling	11
Counselor in Training	2
Clinical Supervision	0
Co-Occurring Disorders	0
Criminal Justice	0
Gambling	1
MATS	0
Prevention	0
Recovery Coach	0
Total	14



The CCB maintains 810 active certifications in the following areas:

Addiction Counseling	540
Counselor in Training	33
Clinical Supervision	36
Co-Occurring Disorders	57
Criminal Justice	11
Gambling	24
MATS	34
Prevention	40
Recovery Coach	35
Total	810



Compared with June 2022, there was a decrease of 39, which represents a 4.6% decrease in the number of certifications

As of June 2022, the CCB maintained 849 active certifications in the following areas:

Addiction Counseling	558
Counselor in Training	31
Clinical Supervision	35
Co-Occurring Disorders	63
Criminal Justice	14
Gambling	27
MATS	43
Prevention	44
Recovery Coach	34
Total	849

Number of Certified Professionals – June 2023

As of June 2023, the CCB certifies 675 professionals

Females	455
Males	220
Total	675

African American	100
Caucasian	505
Hispanic	51
Other	19
Total	675

Non-Reciprocal Professionals:

CAC	12
Co-Occurring Disorders	5
Total	17

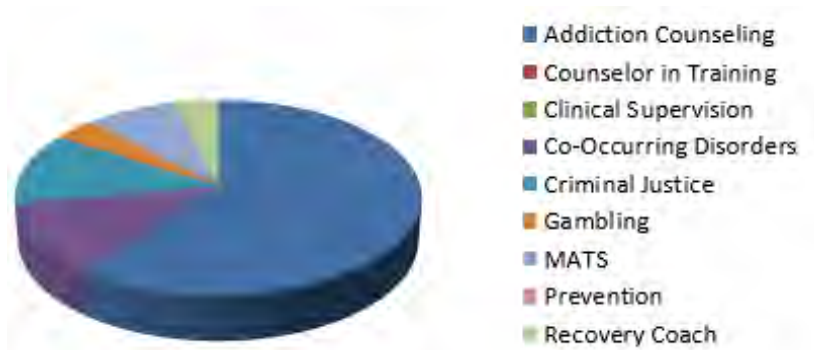
CCB Quarterly Report

Fiscal Year 2023 - Quarter 4

Data: April 2023 - June 2023

25 certifications expired this quarter in the following areas:

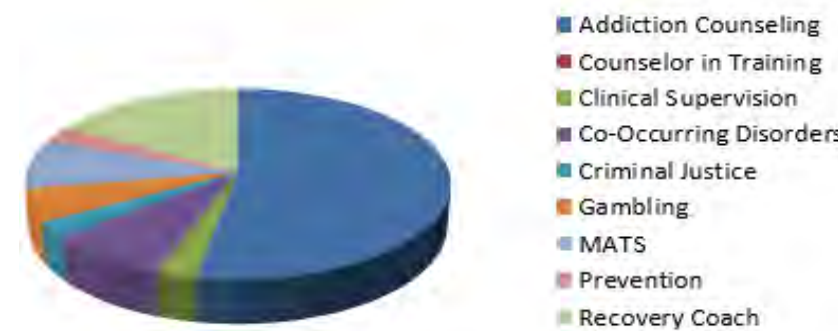
Addiction Counseling	15
Counselor in Training	0
Clinical Supervision	0
Co-Occurring Disorders	3
Criminal Justice	3
Gambling	1
MATS	2
Prevention	0
Recovery Coach	1
Total	25



Expired certifications were due to renew from April 2023 - June 2023

36 certifications lapsed this quarter in the following areas:

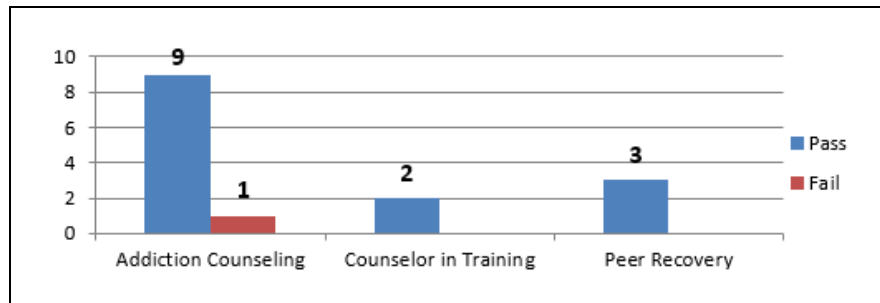
Addiction Counseling	19
Counselor in Training	0
Clinical Supervision	1
Co-Occurring Disorders	3
Criminal Justice	1
Gambling	2
MATS	3
Prevention	1
Recovery Coach	6
Total	36



A total of 15 exams were administered by the CCB this quarter in the following areas:

Addiction Counseling	10
Counselor in Training	2
Clinical Supervision	0
Co-Occurring Disorders	0
Criminal Justice	0
Gambling	0
MATS	0
Prevention	0
Recovery Coach	3
Total	15

Exam Results – Fourth Quarter 2023



Pass Rate = 90%

Pass Rate = 100%

Pass Rate = 100%

All exams are computer-based (CBT)

CCB Quarterly Report

Fiscal Year 2023 - Quarter 4

Data: April 2023 - June 2023

COMPARATIVE DATA OF CURRENT AND PREVIOUS FOUR QUARTERS

CERTIFICATIONS

Total Issued	2022 - Q 4	2023 - Q 1	2023 - Q 2	2023 - Q 3	2023 - Q 4
Addiction Counseling	15	17	10	11	16
Counselor in Training	5	5	4	2	3
Clinical Supervision		1			
Co-Occurring Disorders					
Criminal Justice					
Gambling			1	1	
MATS					
Prevention	3		1		
Recovery Coach	1	3	5		3
<i>Total Certifications Issued</i>	24	26	21	14	22

Active	2022 - Q 4	2023 - Q 1	2023 - Q 2	2023 - Q 3	2023 - Q 4
Addiction Counseling	558	559	542	535	540
Counselor in Training	31	33	35	33	33
Clinical Supervision	35	36	36	36	36
Co-Occurring Disorders	63	60	61	60	57
Criminal Justice	14	12	12	12	11
Gambling	27	26	25	25	24
MATS	43	39	37	34	34
Prevention	44	44	45	40	40
Recovery Coach	34	36	38	36	35
<i>Total Active Certifications</i>	849	845	831	811	810

CCB Quarterly Report

Fiscal Year 2023 - Quarter 4

Data: April 2023 - June 2023

COMPARATIVE DATA (cont'd)

CERTIFICATIONS

Expired	2022 - Q 4	2023 - Q 1	2023 - Q 2	2023 - Q 3	2023 - Q 4
Addiction Counseling	16	22	29	14	15
Counselor in Training	2	1	1	1	
Clinical Supervision	2	1	1	1	
Co-Occurring Disorders	3	4	1	2	3
Criminal Justice	1			2	3
Gambling		1	1	2	1
MATS		3	2		2
Prevention	1	2	4	3	
Recovery Coach		3	1	2	1
<i>Total Certifications Expired</i>	25	37	40	27	25

GENDER/ETHNICITY (Active Only)

Addiction Counseling	2022 - Q 4	2023 - Q 1	2023 - Q 2	2023 - Q 3	2023 - Q 4
Females	359	362	351	350	349
Males	199	197	191	185	191
African American	91	92	86	82	83
Caucasian	407	406	397	395	399
Hispanic	47	46	45	43	44
Other/Did not disclose	13	15	14	15	14

CCB Quarterly Report

Fiscal Year 2023 - Quarter 4

Data: April 2023 - June 2023

COMPARATIVE DATA (cont'd)

GENDER/ETHNICITY (Active Only)

Counselor in Training	2022 - Q 4	2023 - Q 1	2023 - Q 2	2023 - Q 3	2023 - Q 4
Females	19	22	24	24	24
Males	12	11	11	9	9
African American	7	7	9	7	7
Caucasian	21	25	24	23	23
Hispanic	3	1	2	2	2
Other/Did not disclose				1	1

Clinical Supervision	2022 - Q 4	2023 - Q 1	2023 - Q 2	2023 - Q 3	2023 - Q 4
Females	22	23	23	23	23
Males	13	13	13	13	13
African American	5	5	5	5	5
Caucasian	29	30	30	30	30
Hispanic	1	1	1	1	1
Other/Did not disclose					

CCB Quarterly Report

Fiscal Year 2023 - Quarter 4

Data: April 2023 - June 2023

COMPARATIVE DATA (cont'd)

GENDER/ETHNICITY (Active Only)

Co-Occurring Disorders	2022 - Q 4	2023 - Q 1	2023 - Q 2	2023 - Q 3	2023 - Q 4
Females	47	45	46	46	44
Males	16	15	15	14	13
African American	6	6	6	6	6
Caucasian	50	48	49	48	45
Hispanic	5	4	4	4	4
Other/Did not disclose	2	2	2	2	2

Criminal Justice	2022 - Q 4	2023 - Q 1	2023 - Q 2	2023 - Q 3	2023 - Q 4
Females	9	9	9	9	8
Males	5	3	3	3	3
African American	6	3	3	3	3
Caucasian	7	8	8	8	7
Hispanic					
Other/Did not disclose	1	1	1	1	1

CCB Quarterly Report

Fiscal Year 2023 - Quarter 4

Data: April 2023 - June 2023

COMPARATIVE DATA (cont'd)

GENDER/ETHNICITY (Active Only)

Gambling	2022 - Q 4	2023 - Q 1	2023 - Q 2	2023 - Q 3	2023 - Q 4
Females	23	22	20	20	19
Males	4	4	5	5	5
African American	2	2	2	2	2
Caucasian	24	23	21	21	20
Hispanic	1	1	1	1	1
Other/Did not disclose			1	1	1

MATS	2022 - Q 4	2023 - Q 1	2023 - Q 2	2023 - Q 3	2023 - Q 4
Females	34	32	31	30	30
Males	9	7	6	4	4
African American	8	6	5	5	6
Caucasian	26	24	24	23	23
Hispanic	8	8	7	5	4
Other/Did not disclose	1	1	1	1	1

CCB Quarterly Report

Fiscal Year 2023 - Quarter 4

Data: April 2023 - June 2023

COMPARATIVE DATA (cont'd)

GENDER/ETHNICITY (Active Only)

Prevention	2022 - Q 4	2023 - Q 1	2023 - Q 2	2023 - Q 3	2023 - Q 4
Females	41	41	40	36	36
Males	3	3	5	4	4
African American	1	1	1	1	1
Caucasian	41	41	42	37	37
Hispanic					
Other/Did not disclose	2	2	2	2	2

Recovery Coach	2022 - Q 4	2023 - Q 1	2023 - Q 2	2023 - Q 3	2023 - Q 4
Females	20	21	24	23	21
Males	14	15	14	13	14
African American	6	7	8	8	7
Caucasian	27	28	28	26	26
Hispanic	1	1	2	2	2
Other/Did not disclose					

CCB Quarterly Report

Fiscal Year 2023 - Quarter 4

Data: April 2023 - June 2023

Summary of training and coaching provided by the CCB: **649 total training hours provided**

A. CCB staff presented the following training events during this period:

Certification Process Overview open events offered to the public at no cost

3 participants	9 training hours provided	April 2023 via Zoom video
4 participants	12 training hours provided	May 2023 via Zoom video
2 participants	6 training hours provided	June 2023 via Zoom video

Number of sessions offered in the community at no cost

But What If It Isn't?	20 participants	60 training hours provided	February 2023
Dignity & Respect: Harm Reduction	30 participants	400 training hours provided	March 2023
Cert Process Overview at Gateway	9 participants	27 training hours provided	April 2023
QPR at Jewish Family Services of Greenwich	15 participants	30 training hours provided	May 2023
Emotional Intelligence for Clinicians at NEIAS	9 participants	27 training hours provided	June 2023
Ethics at APT Foundation	21 participants	63 training hours provided	June 2023

Number of sessions offered in the community at cost

B. CCB staff provided the following coaching sessions:

Number of coaching sessions offered at the CCB Office at no cost

5 sessions	4 participants	10 training hours provided	April 2023
4 sessions	3 participant	2.5 training hours provided	May 2023
5 sessions	1 participant	2.5 training hours provided	June 2023

CCB Quarterly Report

Fiscal Year 2023 - Quarter 4

Data: April 2023 - June 2023

Types of certifications granted from April 2023 – June 2023

	TOTAL	AADC	CAC	CAC-E	CAC-P	CCS	CARC	CPRS	CCDP	CCDP-D	CCJP	CPS	CIT	MATS	SCCD	SCCS	SCPG	SCSA
Total	22	2	13		1			3					3					
Females	9	1	6					1					1					
Males	13	1	7		1			2					2					
African American	4	1	2										1					
Asian																		
Caucasian	16	1	9		1			3					2					
Hispanic	2		2															
Other																		

Number of applications for certification reviewed between April 2023 – June 2023

AADC	
APS	
CAC	11
CCS	
CCJP	
CPRS	4
CPS	1
CIT	4
MATS	
SCCD	
SCCS	
SCPG	
SCSA	
<i>Total Applications Reviewed</i>	20

CCB Quarterly Report

Fiscal Year 2023 - Quarter 4

Data: April 2023 - June 2023

Number of renewals processed between April 2023 – June 2023

APS	
AADC	13
CAC	47
CARC	
CCS	
CCDP	4
CCJP	2
CPRS	8
CPS	6
MATS	2
SCCD	
SCCS	
SCPG	2
SCSA	
Total Renewals Processed	84

Types of certifications expired between April 2023 – June 2023

APS	
AADC	
CAC	15
CARC	
CCS	
CCDP	2
CCJP	3
CPRS	1
CPS	
CIT	
MATS	2
SCCD	1
SCCS	
SCPG	1
SCSA	
Total Expired	25

CCB Quarterly Report

Fiscal Year 2023 - Quarter 4

Data: April 2023 - June 2023

Types of certifications lapsed between April 2023 – June 2023

APS	
AADC	2
CAC	17
CARC	
CCS	1
CCDP	1
CCJP	1
CPRS	6
CPS	1
MATS	3
SCCD	2
SCCS	
SCPG	2
SCSA	
Total Lapsed	36

CCB Quarterly Report

Fiscal Year 2023 - Quarter 4

Data: April 2023 - June 2023

CCB Credential Acronyms	
<i>Addiction Counseling</i>	
CIT	Counselor In Training
AADC	Advanced Alcohol and Drug Counselor
CAC	Certified Addiction Counselor
CAC-P	Certified Addiction Counselor-Provisional
SCSA	Specialty Certificate in Substance Abuse
MATS	Medication Assisted Treatment Specialist
<i>Clinical Supervision</i>	
CCS	Certified Clinical Supervisor
SCCS	Non-Certified Clinical Supervisor
<i>Co-Occurring Disorders</i>	
SCCD	Specialty Certificate in Co-Occurring Disorders
CCDP	Certified Co-Occurring Disorders Professional
CCDP-D	Certified Co-Occurring Disorders Professional-Diplomate
<i>Criminal Justice</i>	
CCJP	Certified Criminal Justice Professional
<i>Prevention</i>	
APS	Associate Prevention Professional
CPS	Certified Prevention Specialist
<i>Problem Gambling</i>	
SCPG	Specialty Certificate in Problem Gambling
<i>Recovery Coaching</i>	
CARC	Certified Addiction Recovery Coach
CPRS	Certified Peer Recovery Specialist
<i>Recovery Residences</i>	
CRRA	Certified Recovery Residence Administrator

BOLD	RECIPROCAL CREDENTIAL
-------------	------------------------------

NON-RECIPROCAL (NR)	Non-reciprocal credentials are those that individuals did not complete the oral or written portion of their credential exam
----------------------------	---

CCB Monthly Report

June 2023 – Fiscal Year 2023

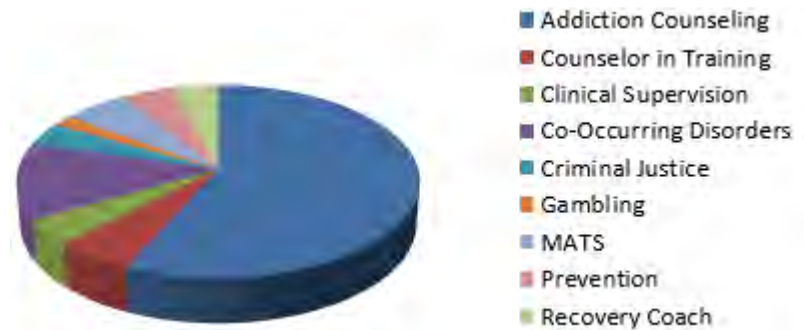
As of June 2023, the CCB maintains 810 active certifications in the following areas:

Addiction Counseling	540
Counselor in Training	33
Clinical Supervision	36
Co-Occurring Disorders	57
Criminal Justice	11
Gambling	24
MATS	34
Prevention	40
Recovery Coach	35
Total	810



As of June 2022, the CCB maintained 849 active certifications in the following areas:

Addiction Counseling	558
Counselor in Training	31
Clinical Supervision	35
Co-Occurring Disorders	63
Criminal Justice	14
Gambling	27
MATS	43
Prevention	44
Recovery Coach	34
Total	849



Compared with June 2022, there was a decrease of 39, which represents a 4.6% decrease in the number of certifications

Non-Reciprocal Professionals:	
CAC	12
Co-Occurring Disorders	5
Total	17

Current Certifications with the CCB

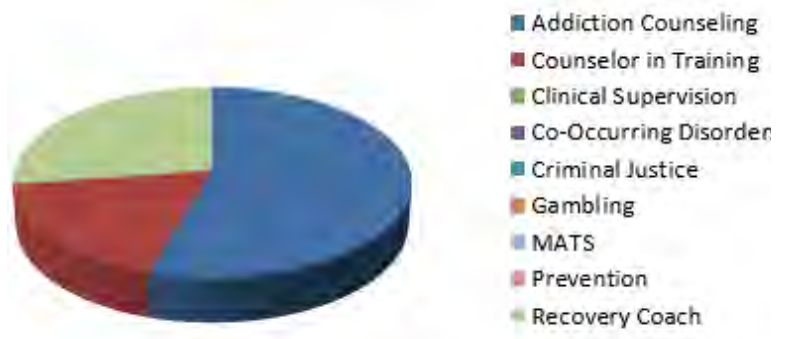
	TOTAL	AADC	CAC	CAC - NR	CCS	CARC	CCDP	CCDP-D	CCJP	CPS	CPRS	CIT	ICGC-I/ICGC-II	MATS	SCCD	SCCS	SCPG	SCSA
Total	810	127	396	12	36	1	17	31	11	40	34	33	1/3	34	9		20	5
Reinstatements																		
Females	554	91	250	5	23		13	25	8	36	21	24	3	30	6		16	3
Males	256	36	146	7	13	1	4	6	3	4	13	9	1	4	3		4	2
African American	120	20	63		5		2	3	3	1	7	7		6	1		2	
American Indian	3	1						1						1				
Asian	5	1	3							1								
Caucasian	610	96	286	12	30	1	15	22	7	37	25	23	4	23	8		16	5
Hispanic	58	7	37		1			4			2	2		4				1
Other	14	2	7					1	1	1		1					1	

CCB Monthly Report

June 2023 – Fiscal Year 2023

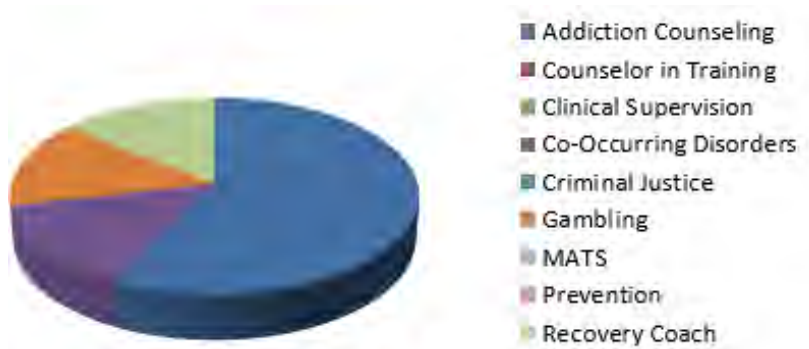
A total of 11 certifications were issued by the CCB this month in the following areas:

Addiction Counseling	6
Counselor in Training	2
Clinical Supervision	0
Co-Occurring Disorders	0
Criminal Justice	0
Gambling	0
MATS	0
Prevention	0
Recovery Coach	3
Total	11



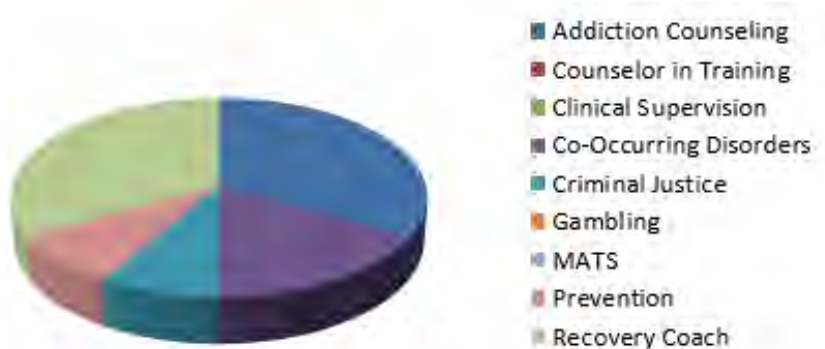
7 certifications expired this month in the following areas:

Addiction Counseling	4
Counselor in Training	0
Clinical Supervision	0
Co-Occurring Disorders	1
Criminal Justice	0
Gambling	1
MATS	0
Prevention	0
Recovery Coach	1
Total	7



12 certifications lapsed this month in the following areas:

Addiction Counseling	4
Counselor in Training	0
Clinical Supervision	0
Co-Occurring Disorders	2
Criminal Justice	1
Gambling	0
MATS	0
Prevention	1
Recovery Coach	4
Total	12



CCB Monthly Report

June 2023 – Fiscal Year 2023

CCB Credential Acronyms	
<i>Addiction Counseling</i>	
CIT	Counselor In Training
AADC	Advanced Alcohol and Drug Counselor
CAC	Certified Addiction Counselor
CAC-P	Certified Addiction Counselor-Provisional
SCSA	Specialty Certificate in Substance Abuse
MATS	Medication Assisted Treatment Specialist
<i>Clinical Supervision</i>	
CCS	Certified Clinical Supervisor
SCCS	Non-Certified Clinical Supervisor
<i>Co-Occurring Disorders</i>	
SCCD	Specialty Certificate in Co-Occurring Disorders
CCDP	Certified Co-Occurring Disorders Professional
CCDP-D	Certified Co-Occurring Disorders Professional-Diplomate
<i>Criminal Justice</i>	
CCJP	Certified Criminal Justice Professional
<i>Prevention</i>	
APS	Associate Prevention Professional
CPS	Certified Prevention Specialist
<i>Problem Gambling</i>	
SCPG	Specialty Certificate in Problem Gambling
ICGC I & II	Internationally Certified Gambling Counselor I and II
<i>Recovery Coaching</i>	
CARC	Certified Addiction Recovery Coach
CPRS	Certified Peer Recovery Specialist
BOLD	RECIPROCAL CREDENTIAL
NON-RECIPROCAL (NR)	Non-reciprocal credentials are those that individuals did not complete the oral or written portion of their credential exam

CCB Monthly Report

July 2023 – Fiscal Year 2024

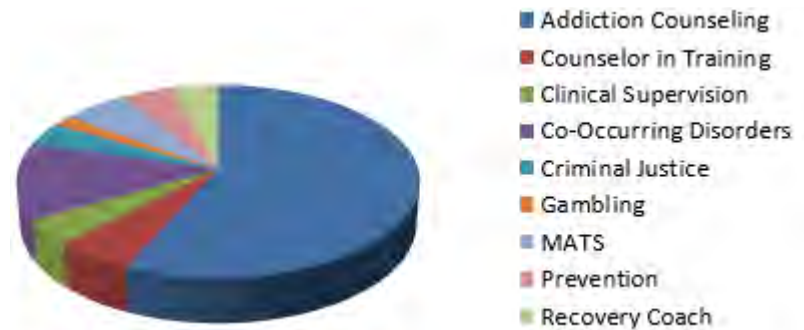
As of July 2023, the CCB maintains 806 active certifications in the following areas:

Addiction Counseling	537
Counselor in Training	33
Clinical Supervision	34
Co-Occurring Disorders	57
Criminal Justice	10
Gambling	24
MATS	34
Prevention	41
Recovery Coach	36
Total	806



As of July 2022, the CCB maintained 845 active certifications in the following areas:

Addiction Counseling	560
Counselor in Training	31
Clinical Supervision	35
Co-Occurring Disorders	61
Criminal Justice	11
Gambling	27
MATS	41
Prevention	44
Recovery Coach	35
Total	845



Compared with July 2022, there was a decrease of 39, which represents a 4.8% decrease in the number of certifications

Non-Reciprocal Professionals:	
CAC	11
Co-Occurring Disorders	5
Total	16

Current Certifications with the CCB

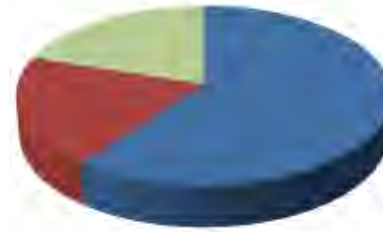
	TOTAL	AADC	CAC	CAC - NR	CCS	CARC	CCDP	CCDP-D	CCJP	CPS	CPRS	CIT	ICGC-I/ICGC-II	MATS	SCCD	SCCS	SCPG	SCSA
Total	806	126	395	11	34	1	17	32	10	41	35	33	1/3	34	8		20	5
Reinstatements																		
Females	554	91	249	5	22		13	26	7	38	22	24	3	30	5		16	3
Males	252	35	146	6	12	1	4	6	3	3	13	9	1	4	3		4	2
African American	118	20	62		5		2	3	2	1	7	7		6	1		2	
American Indian	3	1						1						1				
Asian	5	1	3							1								
Caucasian	608	95	286	11	28	1	15	23	7	38	26	23	4	23	7		16	5
Hispanic	58	7	37		1			4			2	2		4				1
Other	14	2	7					1	1	1		1					1	

CCB Monthly Report

July 2023 – Fiscal Year 2024

A total of 5 certifications were issued by the CCB this month in the following areas:

Addiction Counseling	3
Counselor in Training	1
Clinical Supervision	0
Co-Occurring Disorders	0
Criminal Justice	0
Gambling	0
MATS	0
Prevention	0
Recovery Coach	1
Total	5



- Addiction Counseling
- Counselor in Training
- Clinical Supervision
- Co-Occurring Disorders
- Criminal Justice
- Gambling
- MATS
- Prevention
- Recovery Coach

8 certifications expired this month in the following areas:

Addiction Counseling	7
Counselor in Training	0
Clinical Supervision	0
Co-Occurring Disorders	0
Criminal Justice	0
Gambling	0
MATS	1
Prevention	0
Recovery Coach	0
Total	8



- Addiction Counseling
- Counselor in Training
- Clinical Supervision
- Co-Occurring Disorders
- Criminal Justice
- Gambling
- MATS
- Prevention
- Recovery Coach

8 certifications lapsed this month in the following areas:

Addiction Counseling	3
Counselor in Training	0
Clinical Supervision	2
Co-Occurring Disorders	1
Criminal Justice	1
Gambling	0
MATS	0
Prevention	0
Recovery Coach	1
Total	8



- Addiction Counseling
- Counselor in Training
- Clinical Supervision
- Co-Occurring Disorders
- Criminal Justice
- Gambling
- MATS
- Prevention
- Recovery Coach

CCB Monthly Report

July 2023 – Fiscal Year 2024

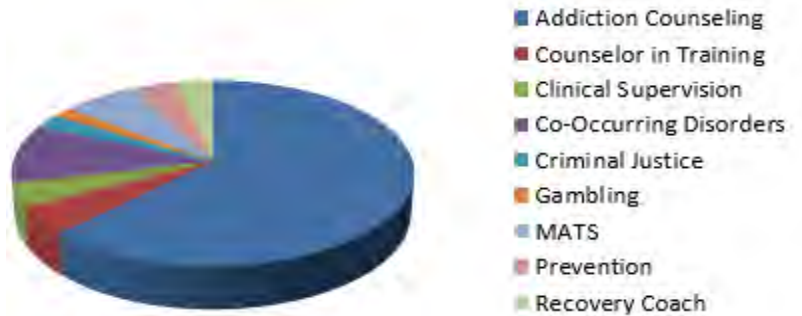
CCB Credential Acronyms	
<i>Addiction Counseling</i>	
CIT	Counselor In Training
AADC	Advanced Alcohol and Drug Counselor
CAC	Certified Addiction Counselor
CAC-P	Certified Addiction Counselor-Provisional
SCSA	Specialty Certificate in Substance Abuse
MATS	Medication Assisted Treatment Specialist
<i>Clinical Supervision</i>	
CCS	Certified Clinical Supervisor
SCCS	Non-Certified Clinical Supervisor
<i>Co-Occurring Disorders</i>	
SCCD	Specialty Certificate in Co-Occurring Disorders
CCDP	Certified Co-Occurring Disorders Professional
CCDP-D	Certified Co-Occurring Disorders Professional-Diplomate
<i>Criminal Justice</i>	
CCJP	Certified Criminal Justice Professional
<i>Prevention</i>	
APS	Associate Prevention Professional
CPS	Certified Prevention Specialist
<i>Problem Gambling</i>	
SCPG	Specialty Certificate in Problem Gambling
ICGC I & II	Internationally Certified Gambling Counselor I and II
<i>Recovery Coaching</i>	
CARC	Certified Addiction Recovery Coach
CPRS	Certified Peer Recovery Specialist
BOLD	RECIPROCAL CREDENTIAL
NON-RECIPROCAL (NR)	Non-reciprocal credentials are those that individuals did not complete the oral or written portion of their credential exam

CCB Monthly Report

August 2023 – Fiscal Year 2024

As of August 2023, the CCB maintains 810 active certifications in the following areas:

Addiction Counseling	542
Counselor in Training	30
Clinical Supervision	34
Co-Occurring Disorders	56
Criminal Justice	10
Gambling	24
MATS	34
Prevention	41
Recovery Coach	39
Total	810



As of August 2022, the CCB maintained 837 active certifications in the following areas:

Addiction Counseling	554
Counselor in Training	31
Clinical Supervision	35
Co-Occurring Disorders	60
Criminal Justice	12
Gambling	27
MATS	39
Prevention	44
Recovery Coach	35
Total	837



Compared with August 2022, there was a decrease of 27, which represents a 3.2% decrease in the number of certifications

Non-Reciprocal Professionals:	
CAC	10
Co-Occurring Disorders	5
Total	15

Current Certifications with the CCB

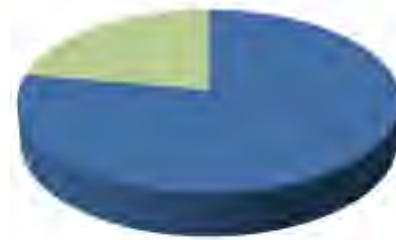
	TOTAL	AADC	CAC	CAC - NR	CCS	CARC	CCDP	CCDP-D	CCJP	CPS	CPRS	CIT	ICGC-I/ICGC-II	MATS	SCCD	SCCS	SCPG	SCSA
Total	810	129	398	10	34	1	17	31	10	41	38	30	1/3	34	8		20	5
Reinstatements																		
Females	561	94	251	4	22		13	25	7	38	26	24	3	30	5		16	3
Males	249	35	147	6	12	1	4	6	3	3	12	6	1	4	3		4	2
African American	121	21	63		5		2	3	2	1	8	7		6	1		2	
American Indian	3	1						1						1				
Asian	5	1	3							1								
Caucasian	610	97	288	10	28	1	15	23	7	38	28	20	4	23	7		16	5
Hispanic	58	7	38		1			3			2	2		4				1
Other	13	2	6					1	1	1		1						1

CCB Monthly Report

August 2023 – Fiscal Year 2024

A total of 9 certifications were issued by the CCB this month in the following areas:

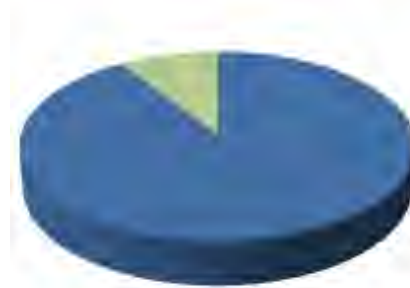
Addiction Counseling	7
Counselor in Training	0
Clinical Supervision	0
Co-Occurring Disorders	0
Criminal Justice	0
Gambling	0
MATS	0
Prevention	0
Recovery Coach	2
Total	9



- Addiction Counseling
- Counselor in Training
- Clinical Supervision
- Co-Occurring Disorders
- Criminal Justice
- Gambling
- MATS
- Prevention
- Recovery Coach

11 certifications expired this month in the following areas:

Addiction Counseling	10
Counselor in Training	0
Clinical Supervision	0
Co-Occurring Disorders	0
Criminal Justice	0
Gambling	0
MATS	0
Prevention	0
Recovery Coach	1
Total	11



- Addiction Counseling
- Counselor in Training
- Clinical Supervision
- Co-Occurring Disorders
- Criminal Justice
- Gambling
- MATS
- Prevention
- Recovery Coach

8 certifications lapsed this month in the following areas:

Addiction Counseling	7
Counselor in Training	0
Clinical Supervision	0
Co-Occurring Disorders	1
Criminal Justice	0
Gambling	0
MATS	0
Prevention	0
Recovery Coach	0
Total	8



- Addiction Counseling
- Counselor in Training
- Clinical Supervision
- Co-Occurring Disorders
- Criminal Justice
- Gambling
- MATS
- Prevention
- Recovery Coach

CCB Monthly Report
August 2023 – Fiscal Year 2024

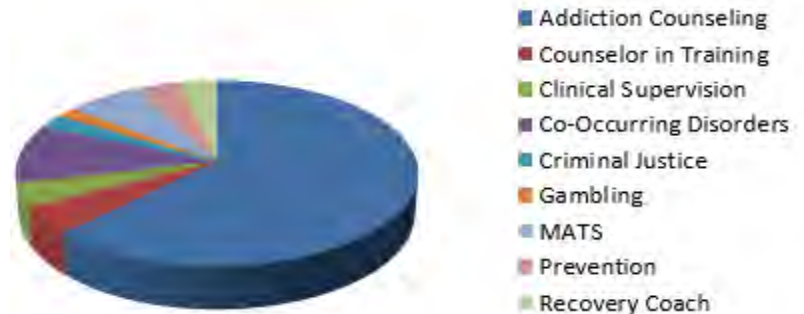
CCB Credential Acronyms	
<i>Addiction Counseling</i>	
CIT	Counselor In Training
AADC	Advanced Alcohol and Drug Counselor
CAC	Certified Addiction Counselor
CAC-P	Certified Addiction Counselor-Provisional
SCSA	Specialty Certificate in Substance Abuse
MATS	Medication Assisted Treatment Specialist
<i>Clinical Supervision</i>	
CCS	Certified Clinical Supervisor
SCCS	Non-Certified Clinical Supervisor
<i>Co-Occurring Disorders</i>	
SCCD	Specialty Certificate in Co-Occurring Disorders
CCDP	Certified Co-Occurring Disorders Professional
CCDP-D	Certified Co-Occurring Disorders Professional-Diplomate
<i>Criminal Justice</i>	
CCJP	Certified Criminal Justice Professional
<i>Prevention</i>	
APS	Associate Prevention Professional
CPS	Certified Prevention Specialist
<i>Problem Gambling</i>	
SCPG	Specialty Certificate in Problem Gambling
ICGC I & II	Internationally Certified Gambling Counselor I and II
<i>Recovery Coaching</i>	
CARC	Certified Addiction Recovery Coach
CPRS	Certified Peer Recovery Specialist
BOLD	RECIPROCAL CREDENTIAL
NON-RECIPROCAL (NR)	Non-reciprocal credentials are those that individuals did not complete the oral or written portion of their credential exam

CCB Monthly Report

September 2023 – Fiscal Year 2024

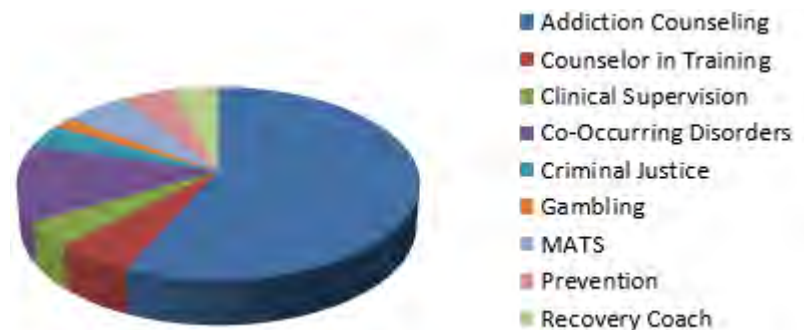
As of September 2023, the CCB maintains 806 active certifications in the following areas:

Addiction Counseling	541
Counselor in Training	28
Clinical Supervision	34
Co-Occurring Disorders	55
Criminal Justice	11
Gambling	23
MATS	34
Prevention	41
Recovery Coach	39
Total	806



As of September 2022, the CCB maintained 845 active certifications in the following areas:

Addiction Counseling	559
Counselor in Training	33
Clinical Supervision	36
Co-Occurring Disorders	60
Criminal Justice	12
Gambling	26
MATS	39
Prevention	44
Recovery Coach	36
Total	845



Compared with September 2022, there was a decrease of 39, which represents a 4.6% decrease in the number of certifications

Non-Reciprocal Professionals:	
CAC	10
Co-Occurring Disorders	5
Total	15

Current Certifications with the CCB

	TOTAL	AADC	CAC	CAC - NR	CCS	CARC	CCDP	CCDP-D	CCJP	CPS	CPRS	CIT	ICGC-I/ICGC-II	MATS	SCCD	SCCS	SCPG	SCSA
Total	806	130	396	10	34	1	17	30	11	41	38	28	1/3	34	8		19	5
Reinstatements																		
Females	559	95	249	4	22		13	24	8	38	26	23	3	30	5		16	3
Males	247	35	147	6	12	1	4	6	3	3	12	5	1	4	3		3	2
African American	121	22	62		5		2	3	2	1	8	7		6	1		2	
American Indian	3	1						1						1				
Asian	5	1	3							1								
Caucasian	608	97	288	10	28	1	15	22	8	38	28	19	4	23	7		15	5
Hispanic	56	7	37		1			3			2	1		4			1	
Other	13	2	6					1	1	1		1					1	

CCB Monthly Report

September 2023 – Fiscal Year 2024

A total of 4 certifications were issued by the CCB this month in the following areas:

Addiction Counseling	3
Counselor in Training	0
Clinical Supervision	0
Co-Occurring Disorders	0
Criminal Justice	0
Gambling	0
MATS	0
Prevention	0
Recovery Coach	1
Total	4



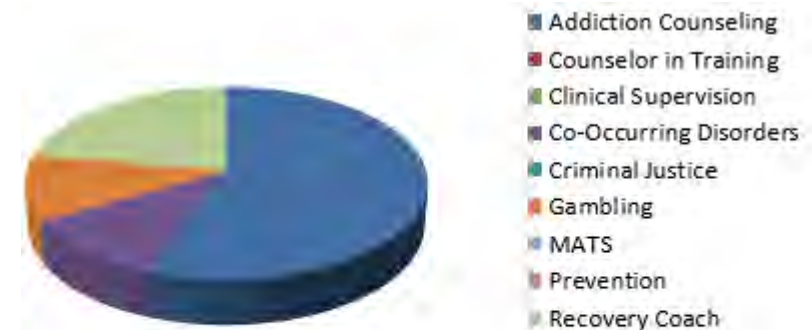
1 certification expired this month in the following areas:

Addiction Counseling	1
Counselor in Training	0
Clinical Supervision	0
Co-Occurring Disorders	0
Criminal Justice	0
Gambling	0
MATS	0
Prevention	0
Recovery Coach	0
Total	1



9 certifications lapsed this month in the following areas:

Addiction Counseling	5
Counselor in Training	0
Clinical Supervision	0
Co-Occurring Disorders	1
Criminal Justice	0
Gambling	1
MATS	0
Prevention	0
Recovery Coach	2
Total	9



CCB Monthly Report
September 2023 – Fiscal Year 2024

CCB Credential Acronyms	
<i>Addiction Counseling</i>	
CIT	Counselor In Training
AADC	Advanced Alcohol and Drug Counselor
CAC	Certified Addiction Counselor
CAC-P	Certified Addiction Counselor-Provisional
SCSA	Specialty Certificate in Substance Abuse
MATS	Medication Assisted Treatment Specialist
<i>Clinical Supervision</i>	
CCS	Certified Clinical Supervisor
SCCS	Non-Certified Clinical Supervisor
<i>Co-Occurring Disorders</i>	
SCCD	Specialty Certificate in Co-Occurring Disorders
CCDP	Certified Co-Occurring Disorders Professional
CCDP-D	Certified Co-Occurring Disorders Professional-Diplomate
<i>Criminal Justice</i>	
CCJP	Certified Criminal Justice Professional
<i>Prevention</i>	
APS	Associate Prevention Professional
CPS	Certified Prevention Specialist
<i>Problem Gambling</i>	
SCPG	Specialty Certificate in Problem Gambling
ICGC I & II	Internationally Certified Gambling Counselor I and II
<i>Recovery Coaching</i>	
CARC	Certified Addiction Recovery Coach
CPRS	Certified Peer Recovery Specialist
BOLD	RECIPROCAL CREDENTIAL
NON-RECIPROCAL (NR)	Non-reciprocal credentials are those that individuals did not complete the oral or written portion of their credential exam